

PENSAFETM INC.

S T R E N G T H & S E C U R I T Y



DESIGNED TO CLOSE OVER A 4" DIAMETER



CATALOGUE 2024

23-03

New!



A353PS

Page 19



5944

Page 11



A357PS

Page 19




9697

Page 6



9245

Page 45



7360

Page 26



C335-35

Page 18



7361

Page 26

ORDERING INFORMATION

In order to ensure that your orders are processed without delay, we recommend that all purchase orders include the following information:

- P.O. Number
- PENSAFE Part Number
- Customer Part Number
- Quantity required
- Unit Cost
- Sold to Address
- Ship to Address
- Required Delivery Date
- Method of Transportation - Ground, Air or Ocean
- Carrier/Courier and corresponding Account Number
- IRS Number (United States only)

Please request box quantity for optimal ordering.

All goods are supplied subject to our standard conditions of sales which are available upon request and are supplied with each order acknowledgement.



Visa Payments are accepted.

Note - PenSafe reserves the right to adjust pricing at any time.

CONTACT INFORMATION

PENSAFE Inc. and Customer Service personnel are available to assist you with any of your sales or technical questions between the hours of 8:00am to 4:30pm Eastern Standard Time, Monday through Friday.

Mailing Address: **PENSAFE INC.**
1175 Barton St.
Stoney Creek, Ontario
Canada L8E 5H1

Telephone:
Toll Free(North America):
Fax:
Email:
Website:

905-643-7188
866-212-2211
905-643-5088
Sales@pensafe.ca
<http://www.PENSAFE.ca>

RETURN POLICY

All returns require prior authorization from PENSAFE Inc. Please contact your Customer Service Representative to discuss the nature of the return and to obtain an RMA Number for tracking and processing.

Reference to the RMA Number should be noted on all documents accompanying the equipment returned in order to properly identify and process as soon as possible.

All returns that are not resultant from manufacturing defects are subject to a 30% restocking charge and are subject to final inspection and approval upon receipt.

Additional charges may apply based on the condition of the equipment returned.

Appropriate credits will be issued upon verification of counts, inspection and final approval of the equipment received.

COMMITMENT TO QUALITY

Our commitment to quality is not only a function of our Product Integrity Department but a commitment of every employee. Our ISO 9001 certified operating system has not only streamlined all facets of our business but has also given us a focus towards a formalized continuous improvement program. This continuous improvement program enables us to fine tune our products and processes which in turn benefit our Customers.

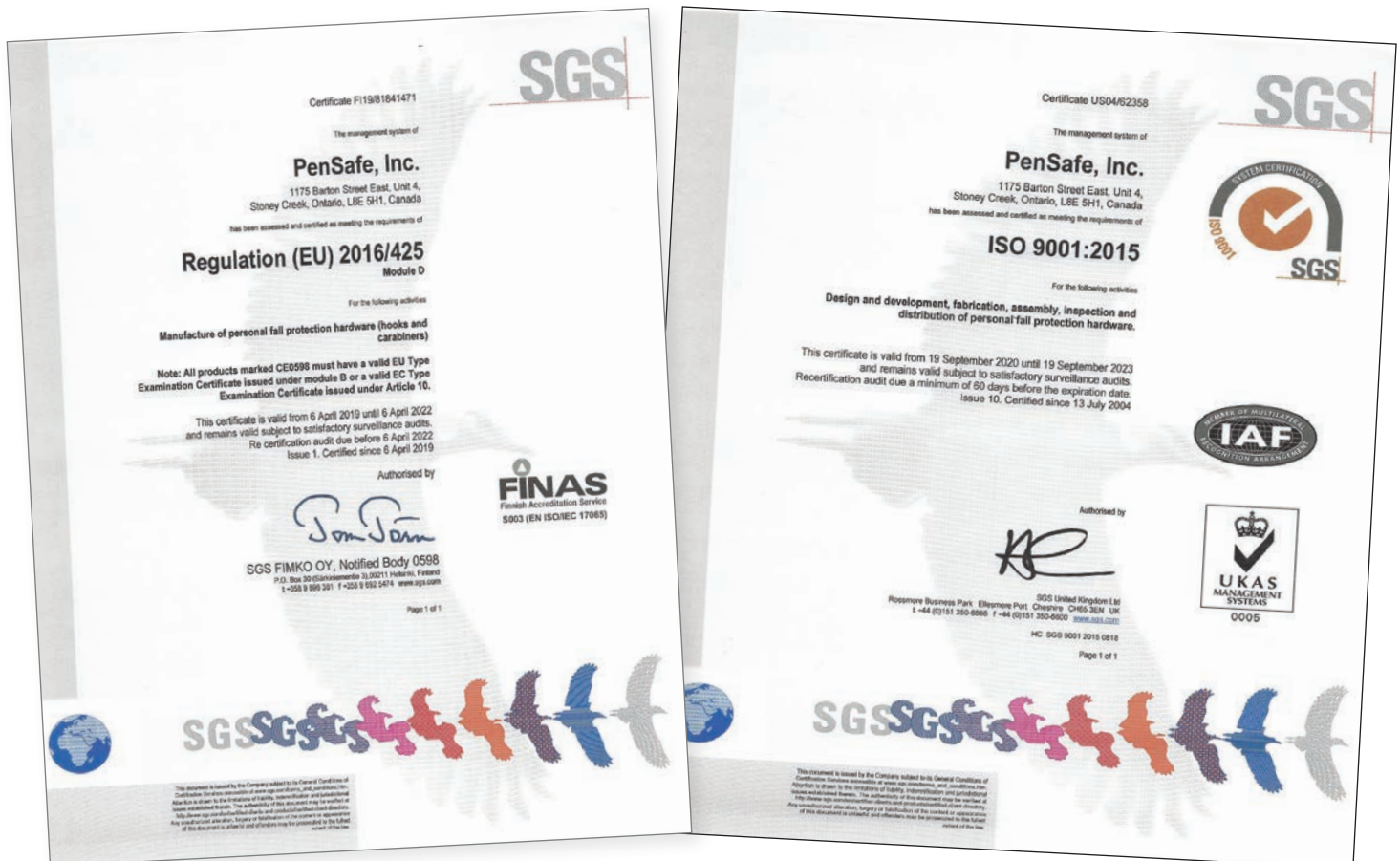
All of our new products are rigorously tested during the design stage to ensure conformance to current revision of the appropriate National and International Standards (i.e. CSA Z-259.12-, ANSI/ASSE Z-359.19-, NFPA 2500 (1983), 2022 ED, EN 362:) even before production begins. Our facilities in Canada and Asia are CSA certified.




Testing of product during production begins at the raw material stage and continues throughout processing. All test data is traceable to the end product and continuously monitored to ensure an optimum finished part.

Methods of test include:

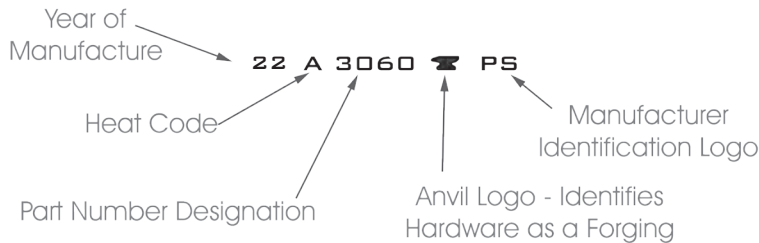
- Magnetic Particle Inspection
- Liquid Penetrant Inspection
- Dimensional Verification
- Hardness Testing
- Tensile Testing
- Visual Analysis
- Functional Analysis (if applicable)

All product shipments include a "Certificate of Test" for each part number included in the shipment. This "Certificate of Test" formally outlines the specifications that the part meets or exceeds and is our written Guarantee of Product Integrity.



		Pensafe Inc. Unit 4, 1175 Barton Street Stoney Creek, Ontario, Canada L8E 5H1 Phone (Toll Free): 1-866-212-2211 Phone: 905-643-7188 Fax: 905-643-5088 Website: www.pensafe.ca
Certificate of Test		
Packing Slip: 0		Ship Date:
Part Number:	6692-11-0-00-11-1	
Customer Part Number:		
Part Description:	hook snap3/4" clear chromate	
Heat Code:	22 B	
Material:	CARBON STEEL	
Specification:	Certified to ANSI Z359.12-2009 & CSA Z259.12-11	
Minimum Tensile Load (lbs):	5000	
Minimum Gate Load (lbs)	3600	
Minimum Side Load (lbs):	3600	
Hardness:	35-42 R.C.	
Corrosion Resistance:	Minimum 50 HR Salt Spray	
Remarks:	100% Proof Loaded to 3600 LBS	
Note:	Chemical Analysis available upon request.	
<p>The customer, including but not limited to Product Distributors and OEM manufacturers, agree and acknowledge that it is solely responsible for conveying to its customers and/or end users, warnings and information concerning the use of the Product including but not limited to: the dangers associated with part usage compatibility, improper connection, accidental barrel disengagement, accidental disengagement, gate face loading, accidental lock-lever deactivation, connector tip loading, deliberate lock lever deactivation, multiple loading and cleaning and usage. The customer shall hold Pensafe harmless from and indemnify Pensafe against any and all claims, demands and actions based upon or arising out of any activities performed by Pensafe and its employees and agents pursuant to this shipment and shall, at the request of Pensafe, defend any and all actions brought against Pensafe based upon any such claims or demands.</p> <p>We hereby certify that the results in the attached documents are correct to the best of our knowledge as contained in the company records.</p> <p style="text-align: center;">  Product Integrity Dept  </p>		

MARKINGS ON SAFETY COMPONENTS



Minimum Tensile Strength:

Components are marked with the minimum tensile strength

"4M"	4,000 lbs	or	17.8 kN
"5M"	5,000 lbs	or	22.2 kN
"10M"	10,000 lbs	or	44.5 kN
"15M"	15,000 lbs	or	66.8 kN
"25M"	25,000 lbs	or	111.3 kN

Salt Spray Application

Our standard finishes exceed the minimum Salt Spray resistance as required by the the current revision of the applicable national and international standards. Specific finish corrosion resistance is available upon request.

Standard Finishes



Clear Chromate
Finish - 11
(Standard)

Yellow Dichromate
with Leach Back
and Sealant
Finish - 12
(Optional)

E-Coat
Finish - 35
(Optional)

Anodized Colors



Clear
Finish - 21
(Optional)

Black
Finish - 25
(Standard)

Red
Finish - 23
(Optional)

Minimum order quantities apply for optional finishes, please contact Customer Service for details and availability.

TABLE OF CONTENTS

SELF LOCKING SNAP HOOKS 5

SELF LOCKING FORM SNAP HOOKS..... 10

CARABINERS..... 13

LIFTING CARABINERS..... 22

ANCHORAGE CONNECTORS 23

FALL ARRESTERS..... 26

RINGS 28

BUCKLES..... 39

DIELECTRIC INFO PAGE..... 48

PARACHUTE\RESCUE..... 49

MISCELLANEOUS..... 52

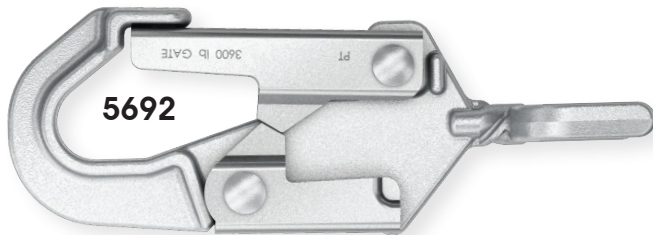
STANDARDS COMPARISON 58

WARNINGS CONNECTING COMPONENTS 59

PART NUMBER REFERENCE 63

SELF LOCKING SNAP HOOKS

Certified to ANSI Z359.12-2019 and CSA Z259.12-16



(1) Slotted Tip



(2) Interlocking Tip



SELF LOCKING SNAP HOOKS

6692



Specifications

- 6692 3/4" Snap Hook
- Drop Forged Steel
- 100% proof loaded to 3,600 lbs (16 kN)
- Min tensile strength 5,000 lbs (22.2 kN)
- Min gate strength 3,600 lbs (16 kN)
- Min side load strength 3,600 lbs (16 kN)
- Gate marked "3.6m GATE"

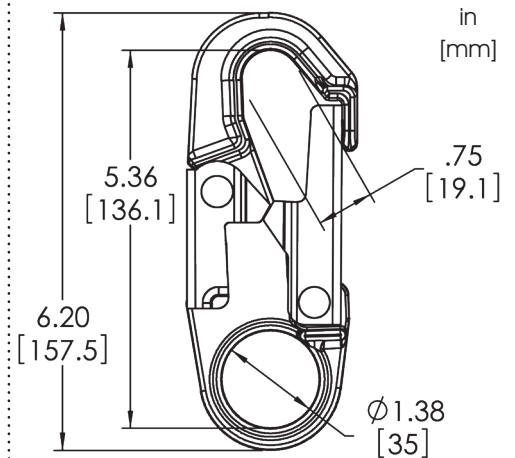
Certified to:

- ANSI/ASSP Z359.12-2019
- CSA Z259.12-16

Meets or Exceeds:

- EN362-2004

Weight: 12.27oz (347.9gm)



9692



Specifications

- 9692 3/4" Snap Hook
- Sheet Stamping Steel
- 100% proof loaded to 3,600 lbs (16kN)
- Min tensile strength 5,000 lbs (22.2kN)
- Min gate strength 3,600 lbs (16kN)
- Min side load strength 3,600 lbs (16kN)
- Gate marked "3.6m GATE"

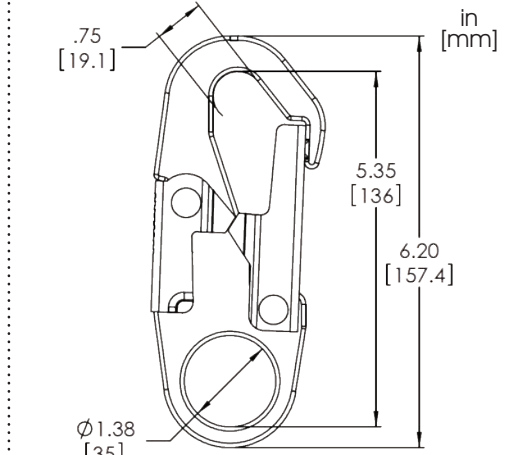
Certified To:

- ANSI/ASSP Z359.12-2019
- CSA Z259.12-16

Meets Or Exceeds:

- EN362-2004

Weight: 10.9oz (310gm)



9695



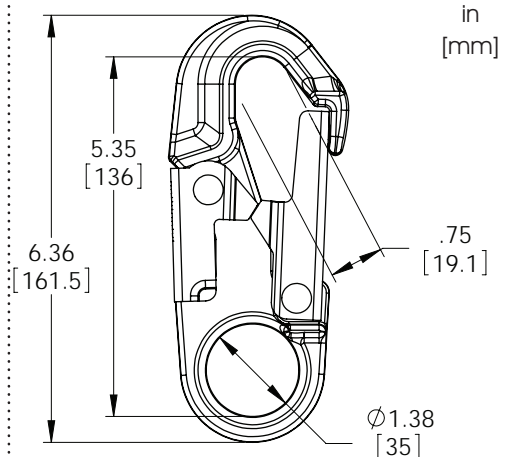
Specifications

- 9695 3/4" Snap Hook
- Drop Forged Aluminum
- 100% proof loaded to 3,600 lbs (16 kN)
- Min tensile strength 5,000 lbs (22.2 kN)
- Min gate strength 3,600 lbs (16 kN)
- Min side load strength 3,600 lbs (16 kN)
- Gate marked "3.6m GATE"

Certified to:

- ANSI/ASSP Z359.12-2019
- CSA Z259.12-16
- EN362-2004

Weight: 7.93oz (225gm)



9697



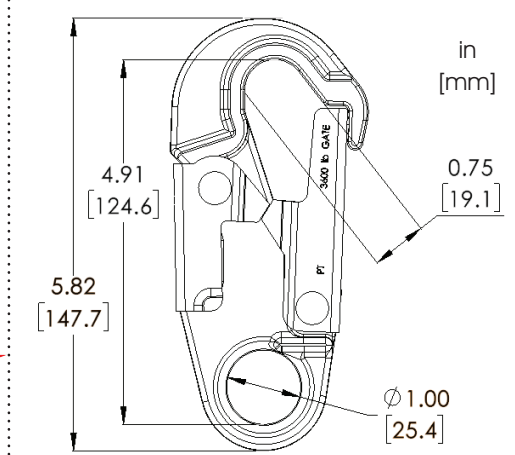
Specifications

- 9697 3/4" Snap Hook
- Drop Forged Aluminum
- 100% proof loaded to 3,600 lbs (16 kN)
- Min tensile strength 5,000 lbs (22.2 kN)
- Min gate strength 3,600 lbs (16 kN)
- Min side load strength 3,600 lbs (16 kN)
- Gate marked "3.6m GATE"

Certified to:

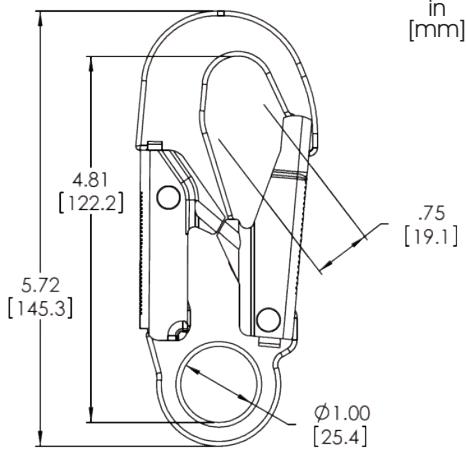
- ANSI/ASSP Z359.12-2019
- CSA Z259.12-16

Weight: 7.93oz (225gm)



New!

SELF LOCKING SNAP HOOKS



Specifications

- 9652 3/4" Snap Hook
- Sheet Stamping Steel
- 100% proof loaded to 3,600 lbs (16kN)
- Min tensile strength 5,000 lbs (22.2kN)

Certified To:

- EN362-2004


Weight: 10oz (281gm)

9652



SELF LOCKING SNAP HOOKS

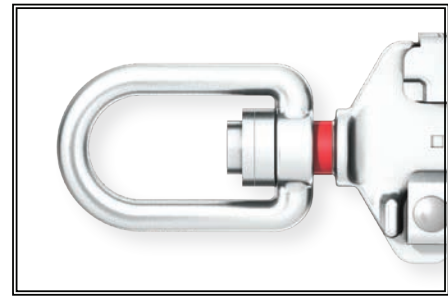
INDICATOR TECHNOLOGY



Pre-Activation

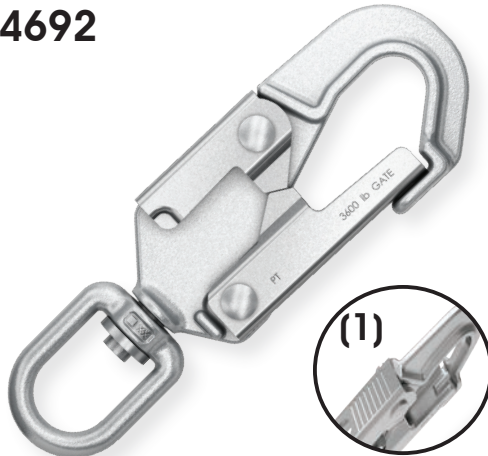


Indicator activation at 750 lbs
(plus or minus 75 lbs.)



Post-Activation

4692



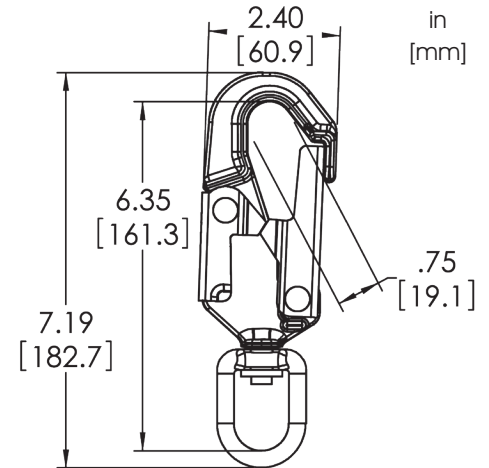
Specifications

- 4692 3/4" Swivel Snap Hook
- Drop Forged Steel
- 100% proof loaded to 3,600 lbs (16 kN)
- Min tensile strength 5,000 lbs (22.2 kN)
- Min gate strength 3,600 lbs (16 kN)
- Min side load strength 3,600 lbs (16 kN)
- Gate marked "3.6m GATE"


Certified to:

- ANSI/ASSP Z359.12-2019
- CSA Z259.12-16
- EN362-2004

Weight: 13.85oz (392.8gm)



4693



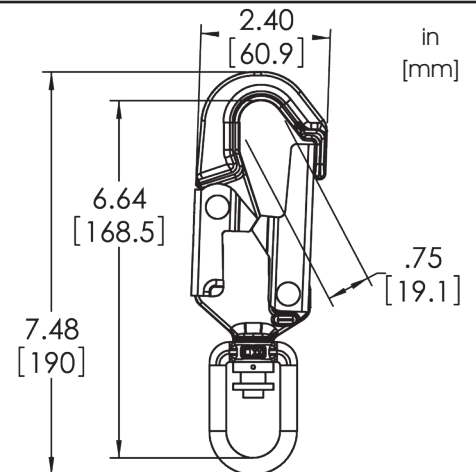
Specifications

- 4693 3/4" Indicator Swivel Snap Hook
- Drop Forged Steel
- 100% proof loaded to 3,600 lbs (16 kN)
- Min tensile strength 5,000 lbs (22.2 kN)
- Min gate strength 3,600 lbs (16 kN)
- Min side load strength 3,600 lbs (16 kN)
- Gate marked "3.6m GATE"

Certified to:

- ANSI/ASSP Z359.12-2019
- CSA Z259.12-16
- EN362-2004

Weight: 14.59oz (413.7gm)



4650



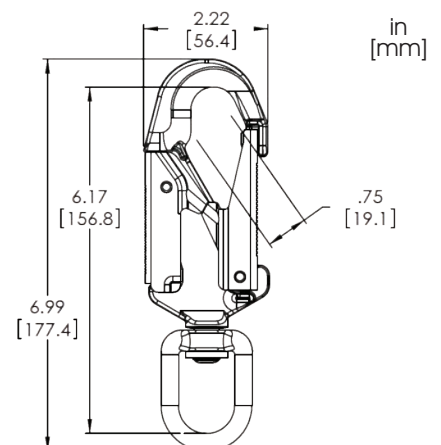
Specifications

- 4650 3/4" Swivel Snap Hook
- Drop Forged Steel
- 100% proof loaded to 3,600 lbs (16 kN)
- Min tensile strength 5,000 lbs (22.2 kN)

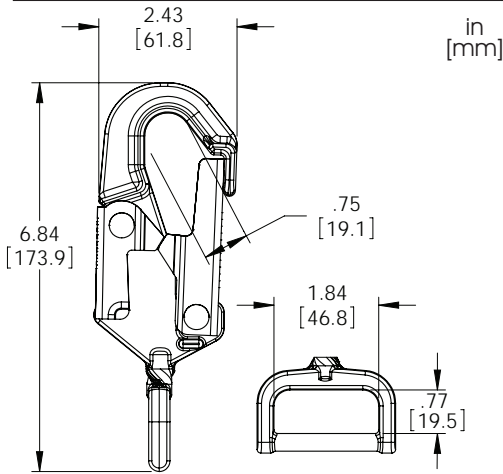
Certified To:

- EN362-2004

Weight: 12.5oz (352gm)



SELF LOCKING SNAP HOOKS



Specifications

- 5692 3/4" Strap Snap Hook
- Drop Forged Steel
- 100% proof loaded to 3,600 lbs (16kN)
- Min tensile strength 5,000 lbs (22.2kN)

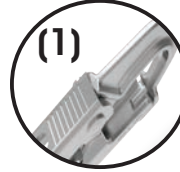
Certified To:

- ANSI/ASSP Z359.12-2019
- CSA Z259.12-16

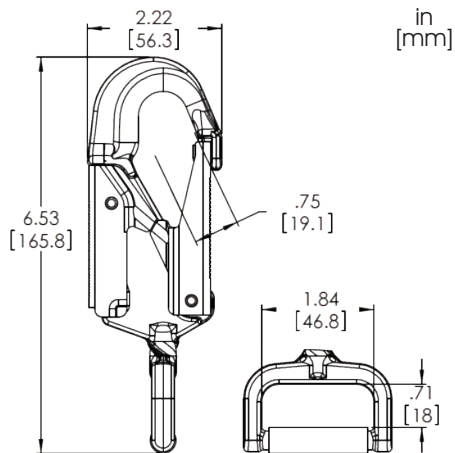
Meets Or Exceeds:

- EN362-2004

Weight: 14.0oz (398gm)



5692



Specifications

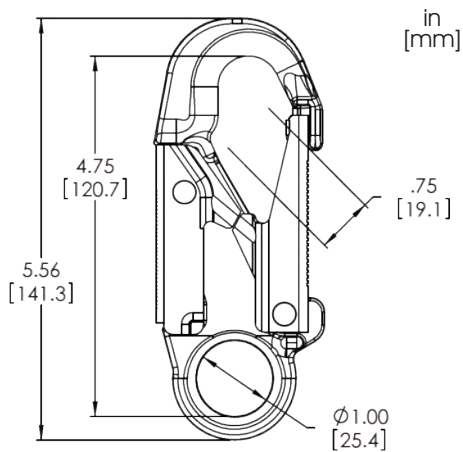
- 6600 3/4" Strap Snap Hook
- Drop Forged Steel
- 100% proof loaded to 3,600 lbs (16kN)
- Min tensile strength 5,000 lbs (22.2kN)

Certified To:

- EN362-2004

Weight: 12.9oz (364gm)

6600



Specifications

- 6650 3/4" Snap Hook
- Drop Forged Steel
- 100% proof loaded to 3,600 lbs (16kN)
- Min tensile strength 5,000 lbs (22.2kN)

Meets Or Exceeds:

- EN362-2004

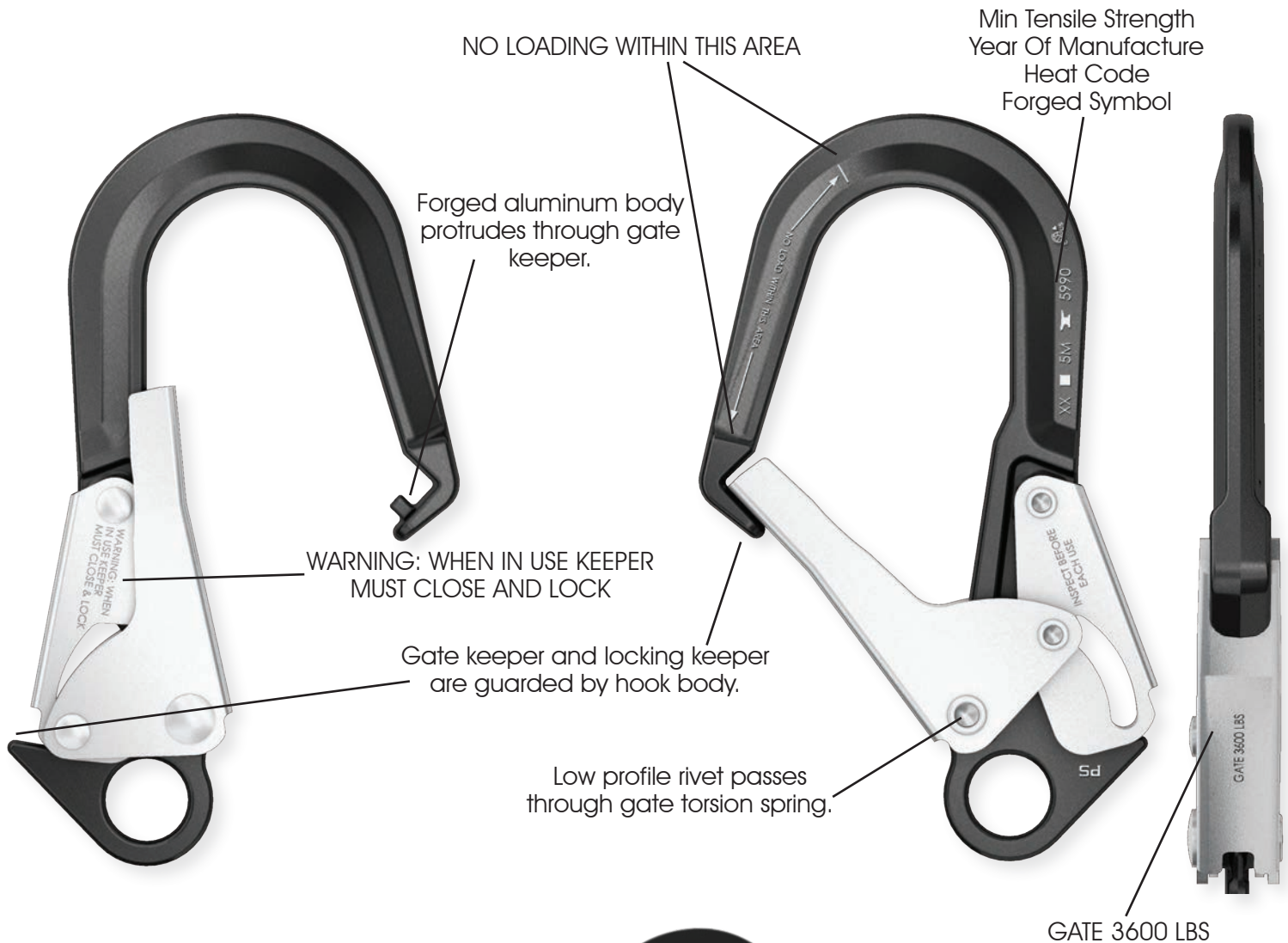
Weight: 10.49oz (292gm)

6650



SELF LOCKING FORM SNAP HOOKS

5990 FORGED ALUMINUM FORM HOOK MARKINGS



5870

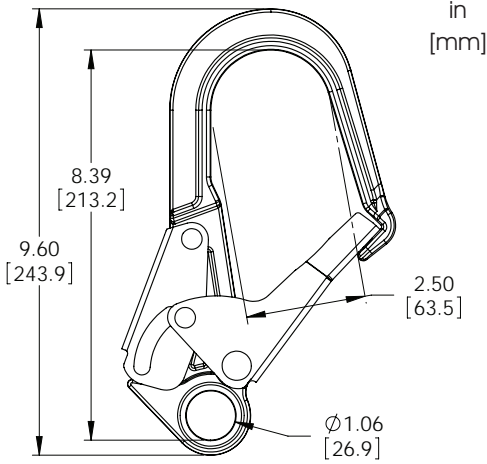


5944



5990

SELF LOCKING FORM SNAP HOOKS



Specifications

- 5870 2-1/2" Form Snap Hook
- Drop Forged Steel
- 100% proof loaded to 3,600 lbs (16 kN)
- Min tensile strength 5,000 lbs (22.2 kN)
- Min gate strength 3,600 lbs (16 kN)
- Min side load strength 3,600 lbs (16 kN)
- Gate marked "3.6m GATE"

Certified to:

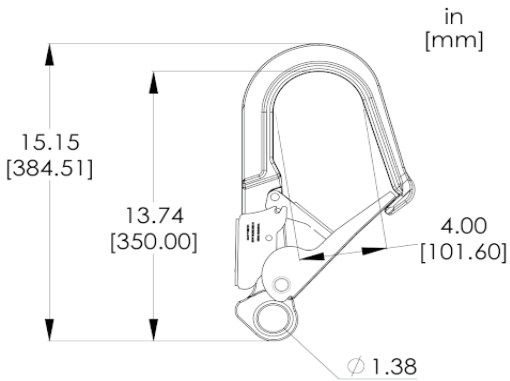

- ANSI/ASSP Z359.12-2019
- CSA Z259.12-16

Meets or Exceeds:

- EN362-2004

Weight: 27.87oz (790.2gm)

5870



Specifications

- 5944 4" Form Snap Hook
- Drop Forged Aluminum
- 100% proof loaded to 3,600 lbs (16 kN)
- Min tensile strength 5,000 lbs (22.2 kN)
- Min side load strength 3,600 lbs (16 kN)
- Gate marked "3.6m GATE"

Certified to:

- ANSI/ASSP Z359.12-2019
- CSA Z259.12-16
- Weight: 45.4oz (1287gm)



5944



Warnings



SELF LOCKING FORM SNAP HOOKS

5990



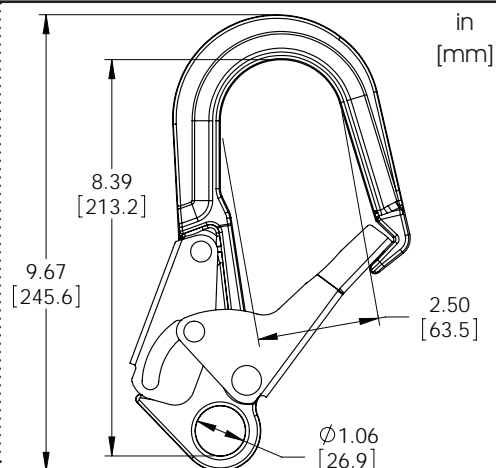
Specifications

- 5990 2-1/2" Form Snap Hook
- Drop Forged Aluminum
- 100% proof loaded to 3,600 lbs (16 kN)
- Min tensile strength 5,000 lbs (22.2 kN)
- Min side load strength 3,600 lbs (16 kN)
- Gate marked "3.6m GATE"

Certified to:

- ANSI/ASSP Z359.12-2019
- CSA Z259.12-16
- EN362-2004

Weight: 20.39oz (578.1gm)





DESIGN
DEVELOP
BRAND &
COLOUR

YOUR
ALUMINUM

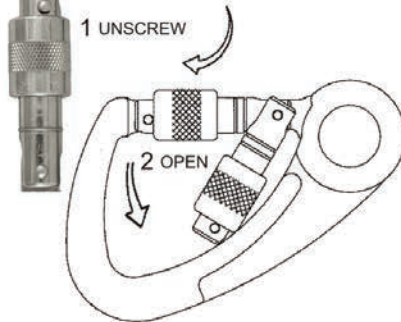


CARABINER

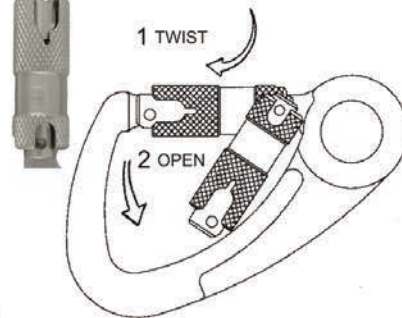


GATE MECHANISMS

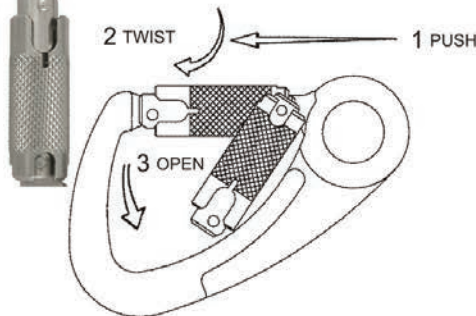
Screwgate Mechanism



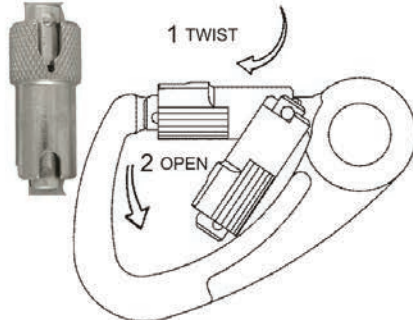
Kwiklock Mechanism



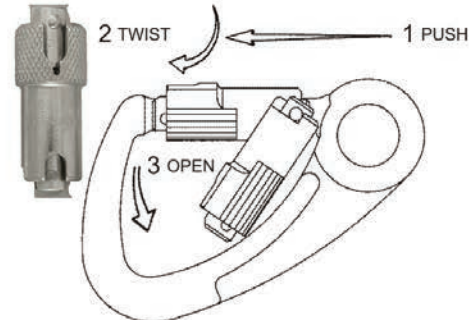
Locksafe Mechanism



Ovalock Kwiklock Mechanism



Ovalock Locksafe Mechanism



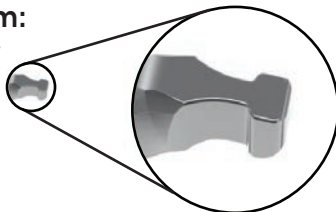
Ovalock Gate System:

When used on a steel carabiner, this steel system is capable of withstanding a minimum load of 5,000 lbs (22.2kN) when applied to any point along the gate. This gate will also meet the requirements of the ANSI/ASSP Z359.12-2019 standard.

Please note that aluminum ovalock gates are not designed as a 5000 lb gate.

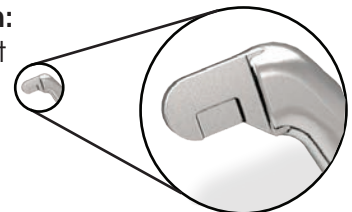
(1) Keylock Gate System:

Now available. Contact Customer Service for Details.

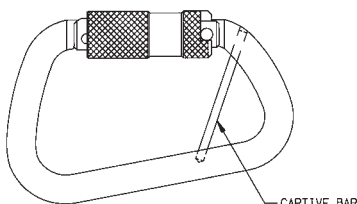


(2) Hybrid Gate System:

Now available. Contact Customer Service for Details.

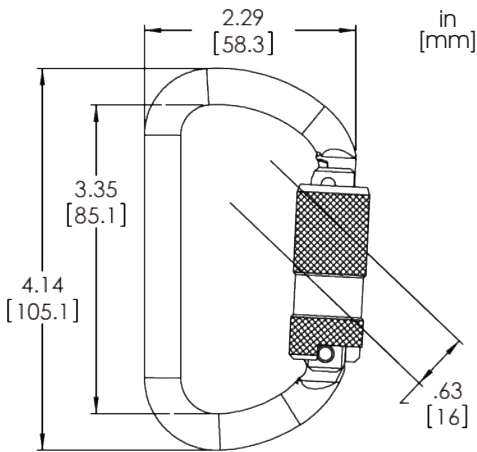


CAPTIVE BARS



Captive Bars:

Carabiners can be supplied cross-drilled to accommodate Captive Bars. **The Captive Bars are not for load bearing use.** To order use Part Number + "M." Call for details.



Specifications

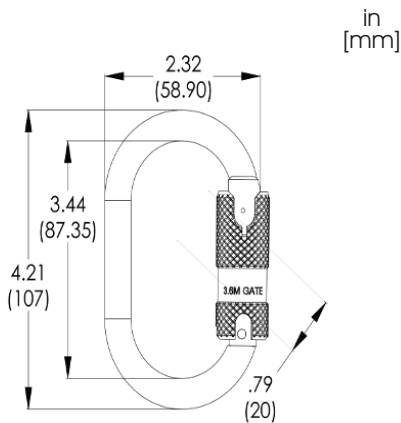
- C415 Kwiklock Carabiner
- Cold Formed Steel
- 100% proof loaded to 3,600 lbs (16kN)
- Min tensile strength 6,750 lbs (30kN)
- Min gate strength 3,600 lbs (16kN)
- Min side load strength 3,600 lbs (16kN)
- Minor axis Strength 3,600 lbs (16kN)
- Gate marked "3.6m GATE"
- Captive Bar Available (NOT INSTALLED)

Certified To:

- ANSI/ASSP Z359.12-2019
- CSA Z259.12-16
- EN362-2004

Weight: 6.3oz (178gm)

C415



Specifications

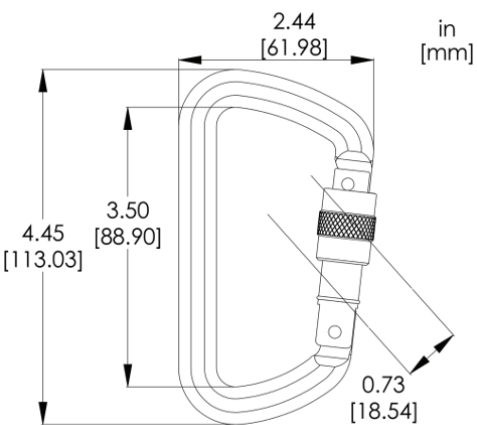
- C455 Keylock Kwiklock Carabiner
- Cold Formed Steel
- 100% proof loaded to 3,600 lbs (16kN)
- Min tensile strength 5,000 lbs (22.2kN)
- Min gate strength 3,600 lbs (16kN)
- Min side load strength 3,600 lbs (16kN)
- Minor axis Strength 3,600 lbs (16kN)
- Gate marked "3.6m GATE"

Meets or Exceeds:

- ANSI/ASSP Z359.12-2019
- CSA Z259.12-16

Weight: 7.7oz (218gm)

C455



Specifications

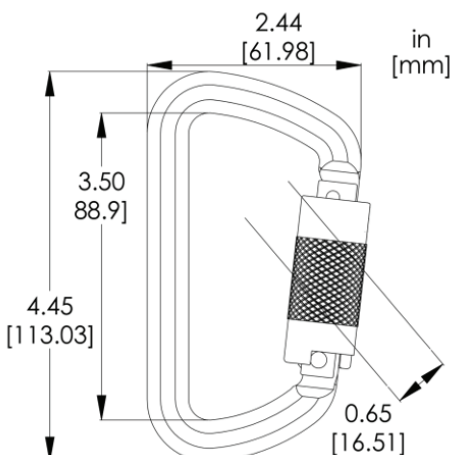
- C812PS Screwgate Carabiner
- Cold Formed Steel
- 100% proof loaded to 3,600 lbs (16kN)
- Min tensile strength 10,000 lbs (45kN)

Meets or Exceeds:

- EN362-2004

Weight: 8.4oz (238gm)

C812PS



Specifications

- C813PS Kwiklock Carabiner
- Cold Formed Steel
- 100% proof loaded to 3,600 lbs (16kN)
- Min tensile strength 10,000 lbs (45kN)
- Min gate strength 3,600 lbs (16kN)
- Min side load strength 3,600 lbs (16kN)
- Minor axis Strength 3,600 lbs (16kN)
- Gate marked:

"CSA Z259.12, ANSI Z359-12 & 16kN Gate"

Certified To:

- ANSI/ASSP Z359.12-2019
- CSA Z259.12-16

Weight: 9.9oz (281gm)

C813PS



CARABINERS

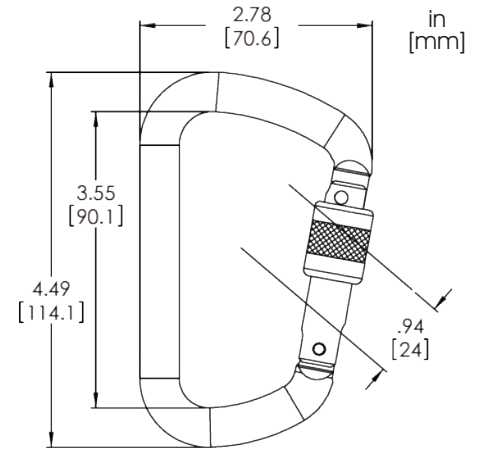
C772



Specifications

- C772 Screwgate Carabiner
 - Cold Formed Steel
 - 100% proof loaded to 3,600 lbs (16kN)
 - Min tensile strength 10,000 lbs (45kN)
- Meets Or Exceeds:
- EN362-2004

Weight: 9.2oz (260gm)



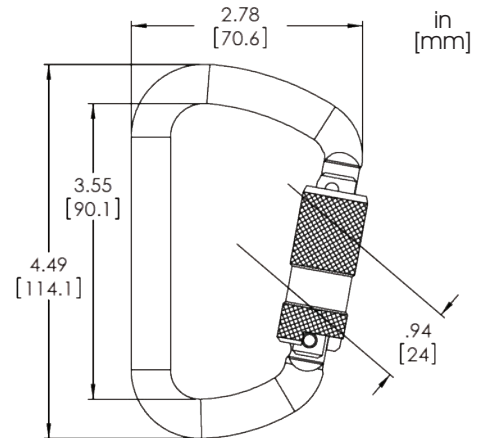
C775



Specifications

- C775 Kwiklock Carabiner
 - Cold Formed Steel
 - 100% proof loaded to 3,600 lbs (16kN)
 - Min tensile strength 10,000 lbs (45kN)
 - Min gate strength 3,600 lbs (16kN)
 - Min side load strength 3,600 lbs (16kN)
 - Minor axis Strength 3,600 lbs (16kN)
 - Gate marked "3.6m GATE"
 - Captive Bar Available (NOT INSTALLED)
- Certified To:
- ANSI/ASSP Z359.12-2019
 - CSA Z259.12-16
 - EN362-2004

Weight: 10.1oz (285gm)



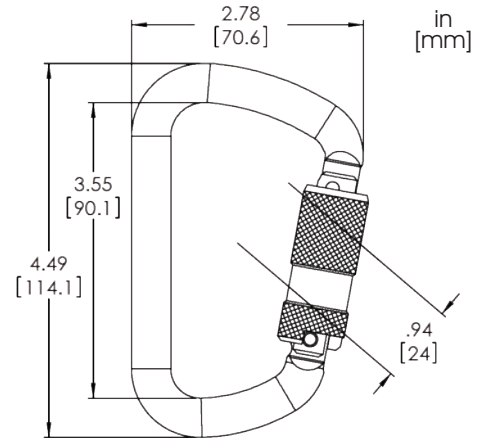
C777



Specifications

- C777 Locksafe (Triple Action) Carabiner
 - Cold Formed Steel
 - 100% proof loaded to 3,600 lbs (16kN)
 - Min tensile strength 10,000 lbs (45kN)
 - Min gate strength 3,600 lbs (16kN)
 - Min side load strength 3,600 lbs (16kN)
 - Minor axis Strength 3,600 lbs (16kN)
 - Gate marked "3.6m GATE"
 - Captive Bar Available (NOT INSTALLED)
- Certified To:
- ANSI/ASSP Z359.12-2019
 - CSA Z259.12-16
 - EN362-2004

Weight: 10.1oz (285gm)



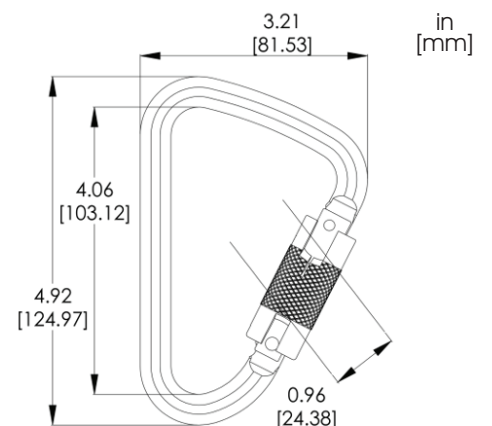
C843PS

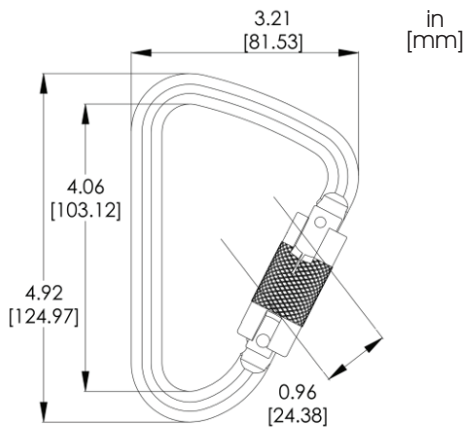


Specifications

- C843PS Kwiklock Carabiner
 - Cold Formed Steel
 - 100% proof loaded to 3,600 lbs (16kN)
 - Min tensile strength 10,000 lbs (45kN)
 - Min gate strength 3,600 lbs (16kN)
 - Min side load strength 3,600 lbs (16kN)
 - Minor axis Strength 3,600 lbs (16kN)
 - Gate marked:
 - "CSA Z259.12, ANSI Z359-12 & 16kN Gate"
 - Captive Bar Available (NOT INSTALLED)
- Certified To:
- ANSI/ASSP Z359.12-2019
 - CSA Z259.12-16

Weight: 9.9oz (281gm)





Specifications

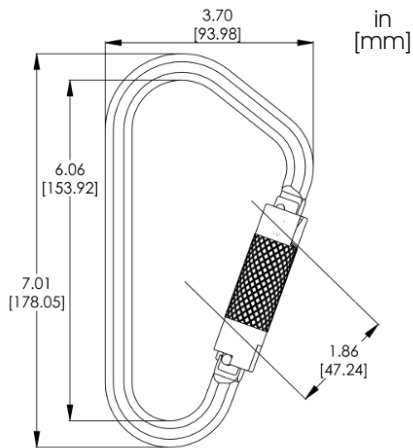
- C847PS Locksafe (Triple Action) Carabiner
- Cold Formed Steel
- 100% proof loaded to 3,600 lbs (16kN)
- Min tensile strength 10,000 lbs (45kN)
- Min gate strength 3,600 lbs (16kN)
- Min side load strength 3,600 lbs (16kN)
- Minor axis Strength 3,600 lbs (16kN)
- Gate marked: "CSA Z259.12, ANSI Z359-12 & 16kN Gate"
- Captive Bar Available (NOT INSTALLED)

Certified To:

- ANSI/ASSP Z359.12-2019
- CSA Z259.12-16

Weight: 9.9oz (281gm)

C847PS



Specifications

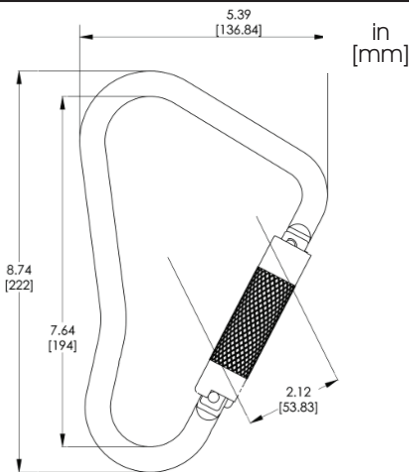
- C763PS Kwiklock Scaffold Hook
- Cold Formed Steel
- 100% proof loaded to 3,600 lbs (16kN)
- Min tensile strength 9,000 lbs (40kN)
- Min gate strength 3,600 lbs (16kN)
- Min side load strength 3,600 lbs (16kN)
- Minor axis Strength 3,600 lbs (16kN)
- Gate marked: "CSA Z259.12, ANSI Z359-12 & 16kN Gate"
- With Captive Bar Only (NOT INSTALLED)

Certified To:

- ANSI/ASSP Z359.12-2019
- CSA Z259.12-16

Weight: 15.9oz (451gm)

C763PS



Specifications

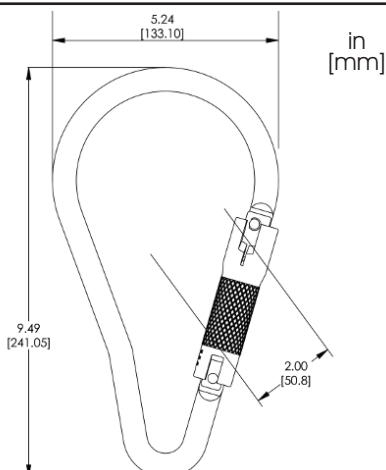
- C714PS Kwiklock Scaffold Hook
- Cold Formed Steel
- 100% proof loaded to 3,600 lbs (16kN)
- Min tensile strength 10,000 lbs (45kN)
- Min gate strength 3,600 lbs (16kN)
- Min side load strength 3,600 lbs (16kN)
- Minor axis Strength 3,600 lbs (16kN)
- Gate marked: "CSA Z259.12, ANSI Z359-12 & 16kN Gate"
- With Captive Bar Only (NOT INSTALLED)

Certified To:

- ANSI/ASSP Z359.12-2019
- CSA Z259.12-16

Weight: 28.1oz (797gm)

C714PS



Specifications

- C734PS Kwiklock Scaffold Hook
- Cold Formed Steel
- 100% proof loaded to 3,600 lbs (16kN)
- Min tensile strength 8,000 lbs (35kN)
- Min gate strength 3,600 lbs (16kN)
- Min side load strength 3,600 lbs (16kN)
- Minor axis Strength 3,600 lbs (16kN)
- Gate marked: "CSA Z259.12, ANSI Z359-12 & 16kN Gate"
- With Captive Bar Only (NOT INSTALLED)

Certified To:

- ANSI/ASSP Z359.12-2019
- CSA Z259.12-16

Weight: 29.7oz (842gm)

C734PS



CARABINERS

C335



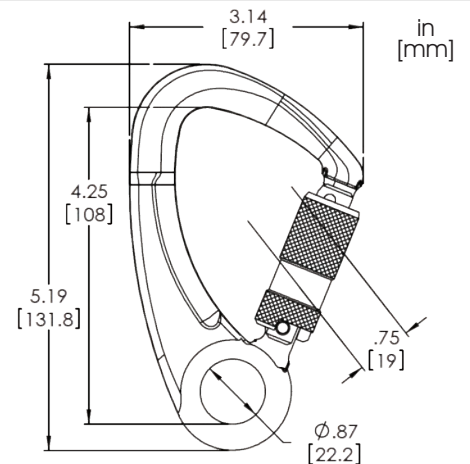
Specifications

- C335 Hybrid Kwiklock CaptiveEye Carabiner
- Drop Forged Steel
- 100% proof loaded to 3,600 lbs (16kN)
- Min tensile strength 10,000 lbs (45kN)
- Min gate strength 5,000 lbs (22.2kN)
- Min side load strength 5,000 lbs (22.2kN)
- Gate marked "5M GATE"

Certified To:

- ANSI/ASSP Z359.12-2019
- CSA Z259.12-16
- EN362-2004

Weight: 11.3oz (319gm)



C335-35



Specifications

- C335-35-T Hybrid Kwiklock CaptiveEye Carabiner - PVC Coated
- Drop Forged Steel
- 100% proof loaded to 3,600 lbs (16kN)
- Min tensile strength 10,000 lbs (45kN)
- Min gate strength 5,000 lbs (22.2kN)
- Min side load strength 5,000 lbs (22.2kN)
- Gate marked "5M GATE"

Certified To:

- ANSI/ASSP Z359.12-2019
- CSA Z259.12-16
- EN362-2004

Weight: 11.8oz (335gm)



C332



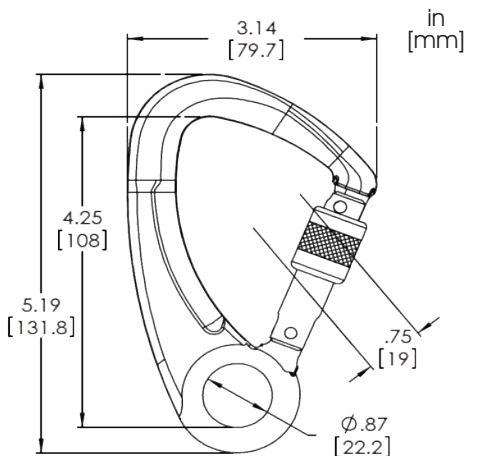
Specifications

- C332 Screwgate CaptiveEye Carabiner
- Drop Forged Steel
- 100% proof loaded to 3,600 lbs (16kN)
- Min tensile strength 10,000 lbs (45kN)

Certified To:

- EN362-2004

Weight: 9.6oz (269gm)



A333PS



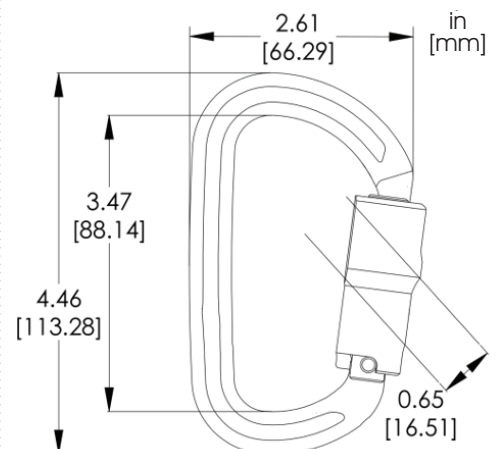
Specifications

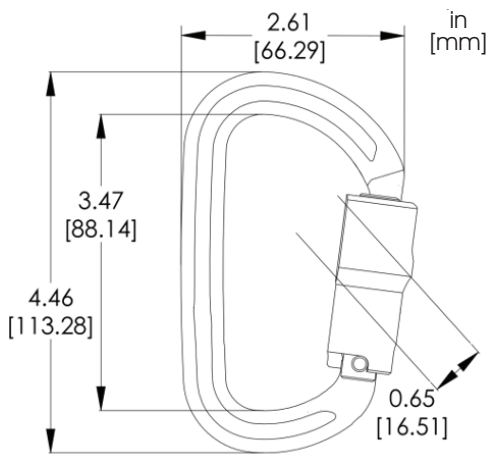
- A333PS Keylock Kwiklock Carabiner
- Drop Forged Aluminum
- 100% proof loaded to 3,600 lbs (16kN)
- Min tensile strength 6,730 lbs (30kN)
- Min gate strength 3,600 lbs (16kN)
- Min side load strength 3,600 lbs (16kN)
- Minor axis strength 3,600 lbs (16kN)
- Gate marked: "CSA Z259.12, ANSI Z359-12 & 16kN Gate"
- Captive Bar Available (NOT INSTALLED)

Certified To:

- ANSI/ASSP Z359.12-2019
- CSA Z259.12-16
- NFPA 2500 (1983), 2022 ED

Weight: 3.5oz (99gm)





Specifications

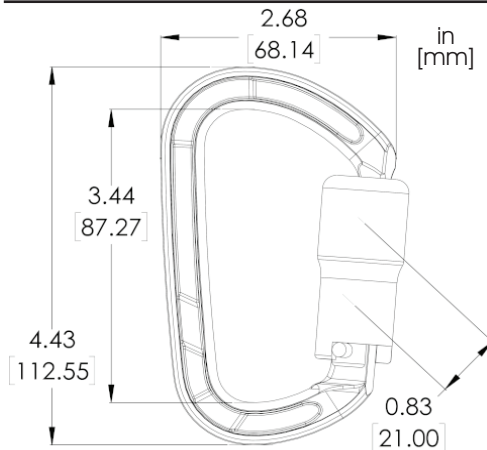
- A337PS Locksafe (Triple Action) Carabiner
- Drop Forged Aluminum
- 100% proof loaded to 3,600 lbs (16kN)
- Min tensile strength 6,730 lbs (30kN)
- Min gate strength 3,600 lbs (16kN)
- Min side load strength 3,600 lbs (16kN)
- Minor axis strength 3,600 lbs (16kN)
- Gate marked:
"CSA Z259.12, ANSI Z359-12 & 16kN Gate"
- Captive Bar Available (NOT INSTALLED)

Certified To:

- ANSI/ASSP Z359.12-2019
- CSA Z259.12-16
- NFPA 2500 (1983), 2022 ED

Weight: 3.5oz (99gm)

A337PS



Specifications

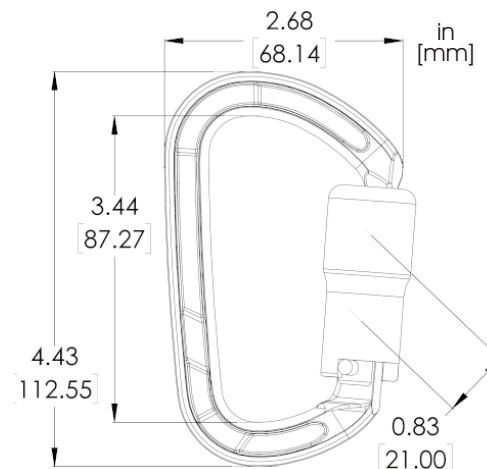
- A353PS Keylock Kwiklock Carabiner
- Drop Forged Aluminum
- 100% proof loaded to 3,600 lbs (16kN)
- Min tensile strength 6,730 lbs (30kN)
- Min gate strength 3,600 lbs (16kN)
- Min side load strength 3,600 lbs (16kN)
- Minor axis strength 3,600 lbs (16kN)
- Gate marked:
"CSA Z259.12, ANSI Z359-12 & 16kN Gate"
- Captive Bar Available (NOT INSTALLED)

Certified To:

- ANSI/ASSP Z359.12-2019
- CSA Z259.12-16
- NFPA 2500 (1983), 2022 ED

Weight: 4.1oz (116.9gm)

A353PS



Specifications

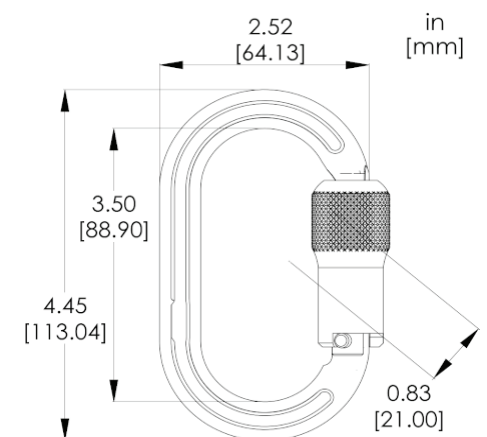
- A357PS Locksafe (Triple Action) Carabiner
- Drop Forged Aluminum
- 100% proof loaded to 3,600 lbs (16kN)
- Min tensile strength 6,730 lbs (30kN)
- Min gate strength 3,600 lbs (16kN)
- Min side load strength 3,600 lbs (16kN)
- Minor axis strength 3,600 lbs (16kN)
- Gate marked:
"CSA Z259.12, ANSI Z359-12 & 16kN Gate"
- Captive Bar Available (NOT INSTALLED)

Certified To:

- ANSI/ASSP Z359.12-2019
- CSA Z259.12-16
- NFPA 2500 (1983), 2022 ED

Weight: 4.1oz (116.9gm)

A357PS



Specifications

- A393PS Kwiklock Oval Off-set Carabiner
- Drop Forged Aluminum
- 100% proof loaded to 3,600 lbs (16kN)
- Min tensile strength 6,730 lbs (30kN)
- Min gate strength 3,600 lbs (16kN)
- Min side load strength 3,600 lbs (16kN)
- Minor axis strength 3,600 lbs (16kN)
- Gate marked:
"CSA Z259.12, ANSI Z359-12 & 16kN Gate"
- Weight: 3.6oz (102gm)

Certified To:

- ANSI/ASSP Z359.12-2019
- CSA Z259.12-16
- NFPA 2500 (1983), 2022 ED

Weight: 3.6oz (102gm)

A393PS



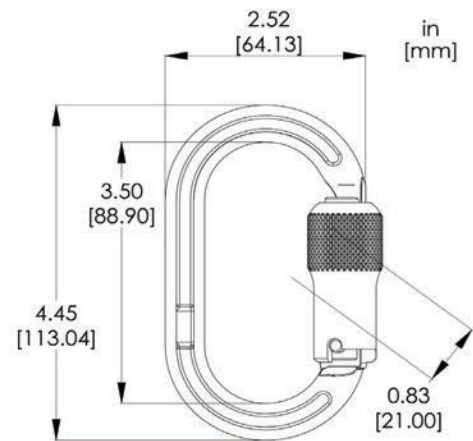
CARABINERS

A397PS



Specifications

- A397PS Locksafe (Triple Action) Oval Off-set Carabiner
 - Drop Forged Aluminum
 - 100% proof loaded to 3,600 lbs (16kN)
 - Min tensile strength 6,730 lbs (30kN)
 - Min gate strength 3,600 lbs (16kN)
 - Min side load strength 3,600 lbs (16kN)
 - Minor axis strength 3,600 lbs (16kN)
 - Gate marked: "CSA Z259.12, ANSI Z359-12 & 16kN Gate"
 - Weight: 3.6oz (102gm)
- Certified To:
- ANSI/ASSP Z359.12-2019
 - CSA Z259.12-16
 - NFPA 2500 (1983), 2022 ED
- Weight: 3.6oz (102gm)

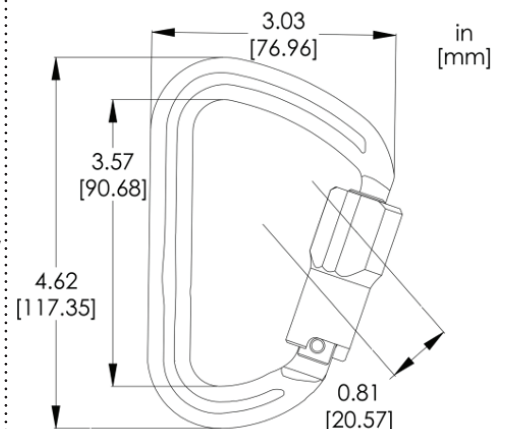


A843PS



Specifications

- A843PS Keylock Kwiklock Carabiner
 - Drop Forged Aluminum
 - 100% proof loaded to 3,600 lbs (16kN)
 - Min tensile strength 6,730 lbs (30kN)
 - Min gate strength 3,600 lbs (16kN)
 - Min side load strength 3,600 lbs (16kN)
 - Minor axis strength 3,600 lbs (16kN)
 - Gate marked: "CSA Z259.12, ANSI Z359-12 & 16kN Gate"
 - Captive Bar Available (NOT INSTALLED)
- Certified To:
- ANSI/ASSP Z359.12-2019
 - CSA Z259.12-16
 - EN362-2004
- Weight: 4.0oz (113gm)

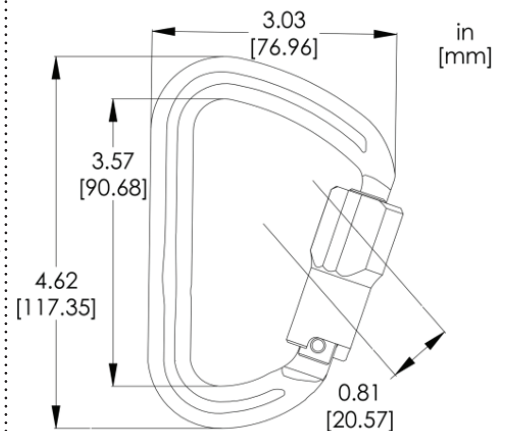


A847PS



Specifications

- A847PS Locksafe (Triple Action) Carabiner
 - Drop Forged Aluminum
 - 100% proof loaded to 3,600 lbs (16kN)
 - Min tensile strength 6,730 lbs (30kN)
 - Min gate strength 3,600 lbs (16kN)
 - Min side load strength 3,600 lbs (16kN)
 - Minor axis strength 3,600 lbs (16kN)
 - Gate marked: "CSA Z259.12, ANSI Z359-12 & 16kN Gate"
 - Captive Bar Available (NOT INSTALLED)
- Certified To:
- ANSI/ASSP Z359.12-2019
 - CSA Z259.12-16
- Weight: 4.0oz (113gm)

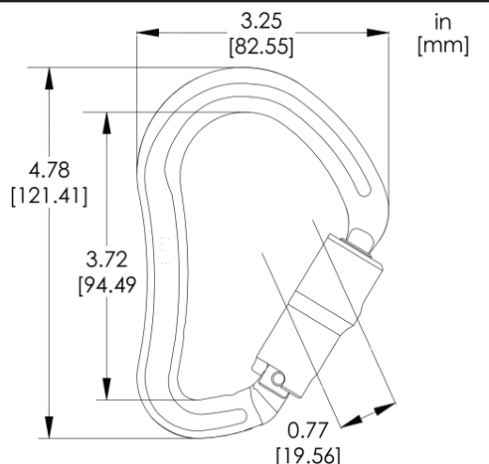


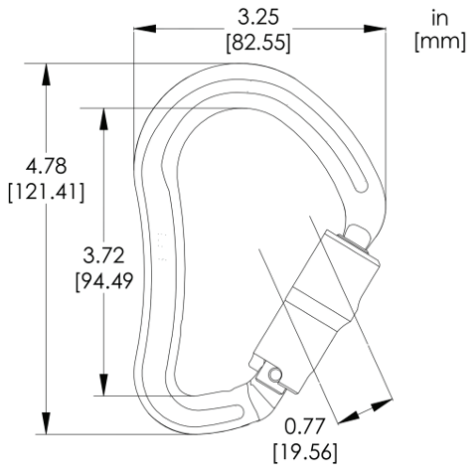
A903PS



Specifications

- A903PS Keylock Kwiklock Carabiner
 - Drop Forged Aluminum
 - 100% proof loaded to 3,600 lbs (16kN)
 - Min tensile strength 6,730 lbs (30kN)
 - Min gate strength 3,600 lbs (16kN)
 - Min side load strength 3,600 lbs (16kN)
 - Minor axis strength 3,600 lbs (16kN)
 - Gate marked: "CSA Z259.12, ANSI Z359-12 & 16kN Gate"
 - Captive Bar Available (NOT INSTALLED)
- Certified To:
- ANSI/ASSP Z359.12-2019
 - CSA Z259.12-16
 - EN362-2004
 - EN12775-2013
- Weight: 4.3oz (122gm)





Specifications

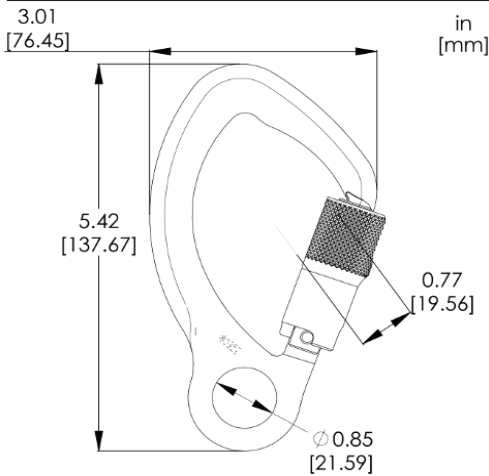

- A907PS Locksafe (Tripe Action) Carabiner
- Drop Forged Aluminum
- 100% proof loaded to 3,600 lbs (16kN)
- Min tensile strength 6,730 lbs (30kN)
- Min gate strength 3,600 lbs (16kN)
- Min side load strength 3,600 lbs (16kN)
- Minor axis strength 3,600 lbs (16kN)
- Gate marked:
"CSA Z259.12, ANSI Z359-12 & 16kN Gate"
- Captive Bar Available (NOT INSTALLED)

Certified To:

- ANSI/ASSP Z359.12-2019
- CSA Z259.12-16
- EN362-2004

Weight: 4.3oz (122gm)

A907PS



Specifications

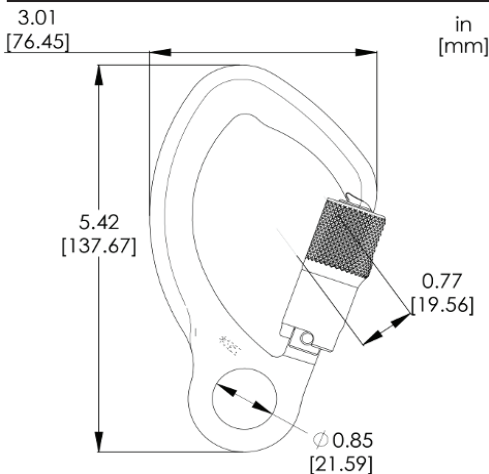
- A913PS Keylock Kwiklock Carabiner
- Drop Forged Aluminum
- 100% proof loaded to 3,600 lbs (16kN)
- Min tensile strength 6,730 lbs (30kN)
- Min gate strength 3,600 lbs (16kN)
- Min side load strength 3,600 lbs (16kN)
- Minor axis strength 3,600 lbs (16kN)
- Gate marked:
CSA Z259.12, ANSI Z359-12 & 16kN Gate"

Certified To:

- ANSI/ASSP Z359.12-2019
- CSA Z259.12-16
- EN362-2004
- NFPA 2500 (1983), 2022 ED

Weight: 4.3oz (122gm)

A913PS



Specifications

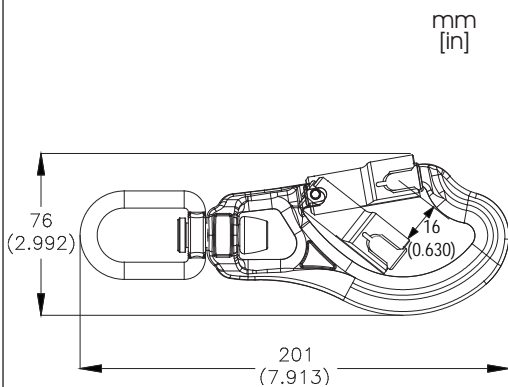
- A917PS Locksafe (Tripe Action) Carabiner
- Drop Forged Aluminum
- 100% proof loaded to 3,600 lbs (16kN)
- Min tensile strength 6,730 lbs (30kN)
- Min gate strength 3,600 lbs (16kN)
- Min side load strength 3,600 lbs (16kN)
- Minor axis strength 3,600 lbs (16kN)
- Gate marked:
CSA Z259.12, ANSI Z359-12 & 16kN Gate"

Certified To:

- ANSI/ASSP Z359.12-2019
- CSA Z259.12-16
- EN362-2004
- NFPA 2500 (1983), 2022 ED

Weight: 4.3oz (122gm)

A917PS



Specifications

- A9871 Locksafe Swivel Hook
- Drop Forged Aluminum body, Forged Steel Swivel Eye
- 100% proof loaded to 3,600 lbs (16kN)
- Min tensile strength 5,500 lbs (25kN)
- Min Gate strength 3,600 lbs (16kN)
- Gate marked "GS16kN ANSI Z359.12-2019"

Certified To:

- ANSI/ASSE Z359.12-2009
- CSA Z259.12-16
- EN362-2004

Weight: 9.1oz (258gm)

A9871A



LIFTING CARABINERS

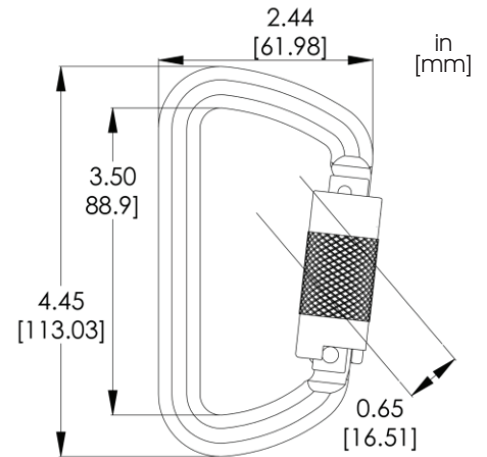
C813L



Specifications

- C813L Kwiklock Lifting Carabiner
- Cold Formed Steel
- 100% proof loaded to 3,600 lbs (16kN)
- Min gate strength 3,600 lbs (16kN)
- Min side load strength 3,600 lbs (16kN)
- Minor axis Strength 3,600 lbs (16kN)
- Safe Working load 2000 lbs or 1/5 of the ultimate tensile load
- Body marked:
"2000 lb SWL"
- Captive Bar Available (NOT INSTALLED)

Weight: 9.9oz (281gm)



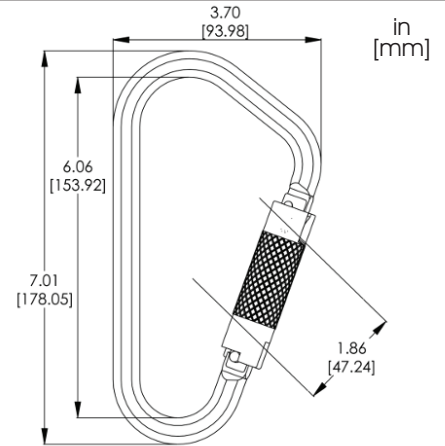
C763L



Specifications

- C763L Kwiklock Lifting Hook
- Cold Formed Steel
- 100% proof loaded to 3,600 lbs (16kN)
- Min gate strength 3,600 lbs (16kN)
- Min side load strength 3,600 lbs (16kN)
- Minor axis Strength 3,600 lbs (16kN)
- Safe Working Load 2000 lbs or 1/5 of the ultimate tensile load
- Body marked:
"2000 lb SWL"
- With Captive Bar Only (NOT INSTALLED)

Weight: 15.9oz (451gm)



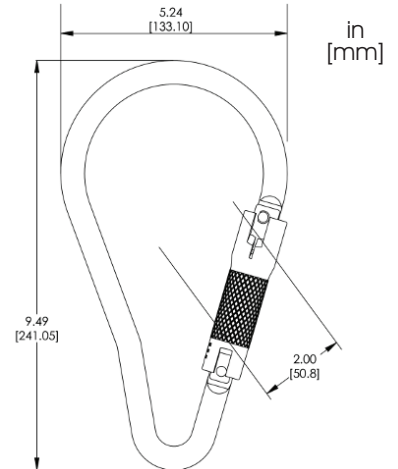
C734L



Specifications

- C734L Kwiklock Lifting Hook
- Cold Formed Steel
- 100% proof loaded to 3,600 lbs (16kN)
- Min gate strength 3,600 lbs (16kN)
- Min side load strength 3,600 lbs (16kN)
- Minor axis Strength 3,600 lbs (16kN)
- Safe Working Load 1700 lbs or 1/5 of the ultimate tensile load
- Body marked:
"1700 lb SWL"
- With Captive Bar Only (NOT INSTALLED)

Weight: 29.7oz (842gm)



***The finish for the lifting carabiners is a black e-coat. These are marked with a safe working load which is one fifth of the ultimate tensile load consistent with practices in the lifting industry. Other body styles could be done as a lifting carabiner (Please inquire for more information.)

Note that PPE should not be used for lifting materials of any kind.

COMPATIBILITY OF LOCKING SNAP HOOKS WITH ANCHORAGE CONNECTORS

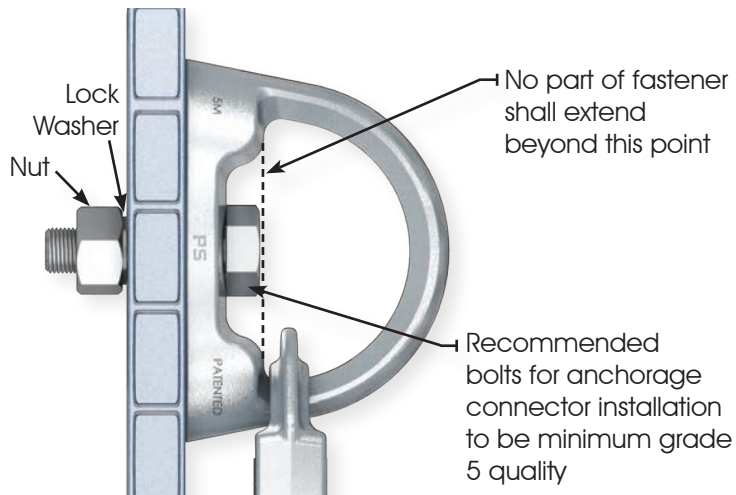
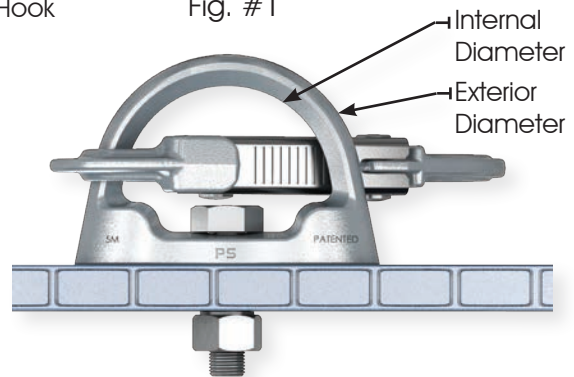

Locking snap hooks should always be used with compatible anchorage connectors. It is strongly recommended that:

1. The design of the anchorage connector must be such that no dynamic force is applied to the keeper system of the locking snap hook (see Figures 1 and 2).
2. The anchorage connector system should be configured such that the locking snap hook will self-correct under dynamic loading. The anchorage connector system should never be configured such that dynamic loading could be placed on the keeper system.
3. The entire base of the anchorage connector system must be flush with the mounting surface (see Figure 3).
4. The area of the mounting surface for the anchorage connector must be such that no dynamic forces can be placed on the keeper system (see Figure 3).

It is the responsibility of the purchaser to ensure that any component utilized is compatible within the system designed and with other components that may be used in conjunction.

NOTE: 3731, 3732 and 3742 are tested to the three vector directions; longitudinal, transverse (across the parting line) and straight out.

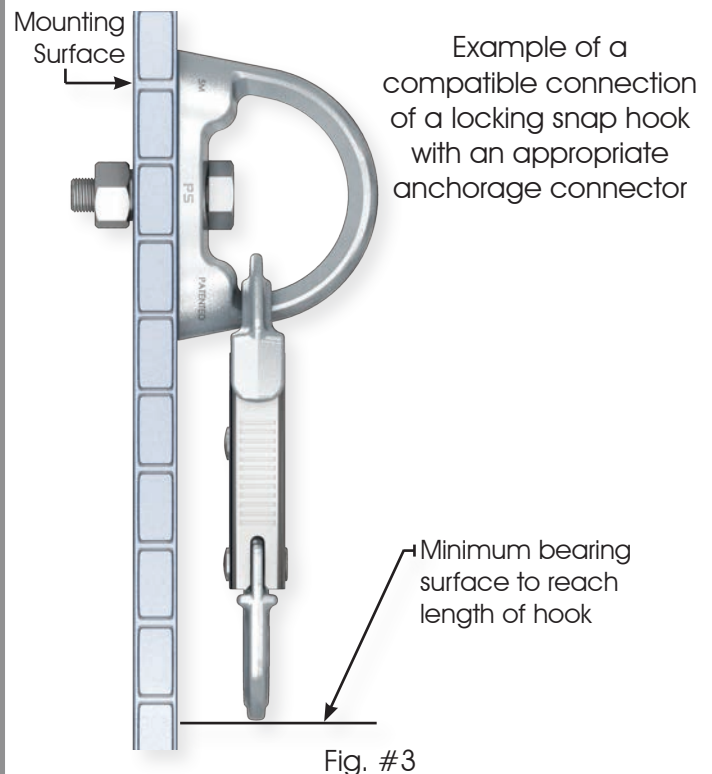
Example of a compatible connection of a locking snap hook with an appropriate anchorage connector



Recommended Torque Values:

- 65-75 ft-lb for a 1/2" clearance hole (13 TPI Bolt)
- 145-155 ft-lb for a 5/8" clearance hole (11 TPI Bolt)
- 240-250 ft-lb for a 3/4" clearance hole (10 TPI Bolt)

Torque values are laser etched along with requirement for a minimum Grade 5 bolt.



ANCHORAGE CONNECTORS

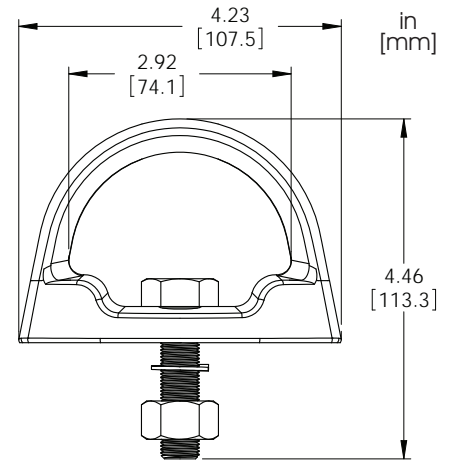
3731 Assembly



Specifications

- 3732 Anchorage Connector
- 1/2" clearance hole
- Drop Forged Steel
- 100% proof loaded to 3,600 lbs (16kN)
- Min tensile strength 5,000 lbs (22.2kN)
- Assembly includes a grade 5 structural bolt with nut and lock washer.
- Recommended torque values:
 - 65-75 ft-lb for a 1/2" clearance hole (13 TPI bolt).

Weight: 20.5oz (580gm)



3732

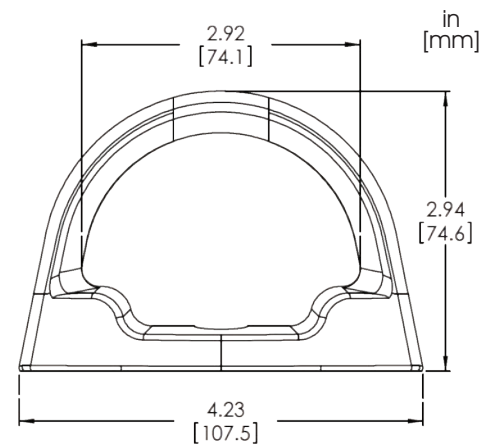


Image depicted is a 1/2" Anchorage Connector

Specifications

- 3732 Anchorage Connector
- Drop Forged Steel
- 100% proof loaded to 3,600 lbs (16kN)
- Min tensile strength 5,000 lbs (22.2kN)
- Recommended bolts for anchorage connector installation to be minimum grade 5 quality with lock washer.
- Recommended torque values:
 - 65-75 ft-lb for a 1/2" clearance hole (13 TPI bolt).
 - 145-155 ft-lb for a 5/8" clearance hole (11 TPI bolt).
 - 240-250 ft-lb for a 3/4" clearance hole (10 TPI bolt).

Weight: 16oz (450gm)



3742

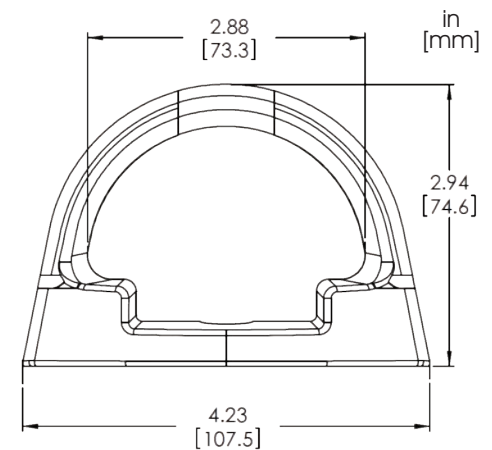


Image depicted is a 5/8" Anchorage Connector

Specifications

- 3742 Anchorage Connector
- Drop Forged Stainless Steel
- 100% proof loaded to 3,600 lbs (16kN)
- 5/8" Min tensile strength 9,000 lbs (40kN)
- 3/4" Min tensile strength 10,000 lbs (44.5kN)
- Only offered in Clear Zinc Nickel to improve corrosion resistance
- Recommended torque values:
 - 145-155 ft-lb for a 5/8" clearance hole (11 TPI grade 9 bolt).
 - 125-135 ft-lb for a 3/4" clearance hole (10 TPI 316SS bolt).

Weight: 16.5oz (468gm)



4856



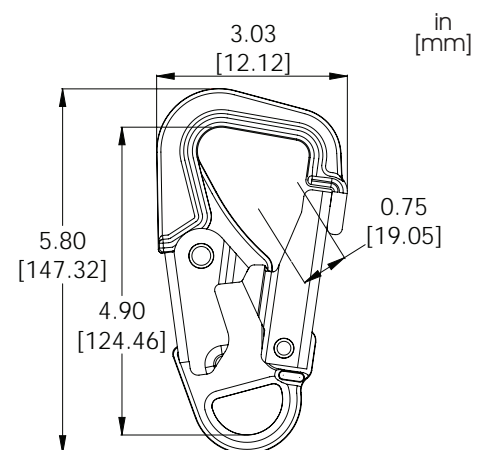
Specifications

- 4856 3/4" Tie Back Hook
- Drop Forged Steel
- 100% proof loaded to 3,600 lbs (16 kN)
- Min tensile strength 5,000 lbs (22.2 kN)
- Min gate strength 5,000 lbs (22.2 kN)
- Min side load strength 5,000 lbs (22.2 kN)
- Gate marked "5000 lb GATE"

Certified To:

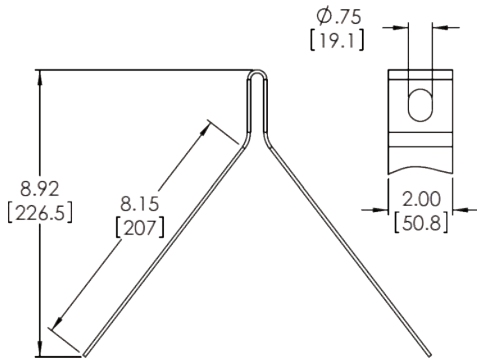
- ANSI/ASSP Z359.12-2019
- CSA Z259.12-16

Weight: 14.85oz (421gm)



ANCHORAGE CONNECTORS

in
[mm]



Specifications

- 9780 Disposable Roof Anchor
- Sheet Stamping Steel
- Min tensile strength 5,000 lbs (22.2kN) when attached as per manufacturer specification
- Available with fasteners and instructions

Weight: 18oz (512gm)

9780



Warning:

- All users must read and understand all warnings and instructions.
- Only trained personnel shall use this equipment.
- Ensure that all pieces of equipment are compatible with each other.
- The end user must inspect all equipment before each use.
- A "competent person" as defined by OSHA, must inspect all equipment at least annually.
- In the event of a fall, the equipment must be replaced.
- Do not alter any equipment; any repair can only be performed by the manufacturer or authorized personnel.
- The roof anchor must be installed according to instructions supplied using the appropriate 4" ardox nails for the 9780.
- The user must connect to the anchor point using only approved connecting devices
- Ensure that the connector used is firmly connected through both sides of the connecting loop at the top of the anchor.
- This roof anchor is intended for single attachment only.
- This anchorage connector is intended to be installed on wood framed structures capable of withstanding a minimum of 5,000 lbs (22kN) of loading.
- Additional requirements and specifications are supplied with the roof anchor.

FALL ARRESTERS

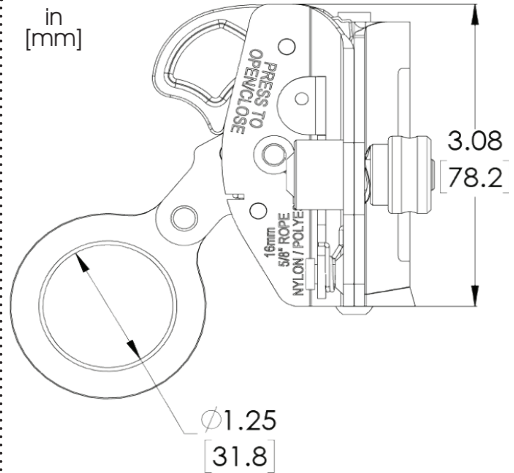
7360



Specifications

- 7360 ADP Rope Grab
 - Cold Formed Steel
 - Min tensile strength 5,000 lbs (22.2kN)
- Meets or Exceeds:
- CSA Z259.2.5-12
 - ANSI/ASSE Z359.1-2007

Weight: 16.2oz (459gm)




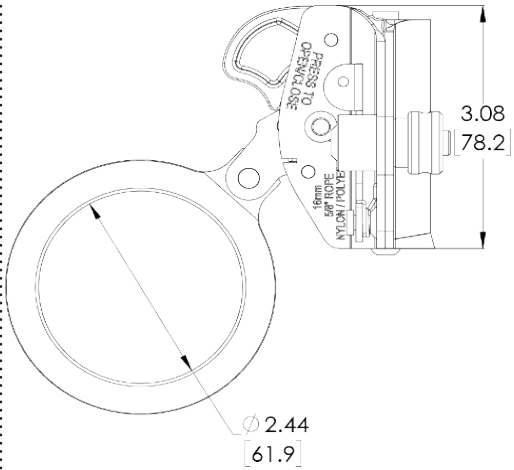
7361



Specifications

- 7361 ADP Rope Grab
 - Cold Formed Steel
 - Min tensile strength 5,000 lbs (22.2kN)
- Meets or Exceeds:
- CSA Z259.2.5-12
 - ANSI/ASSE Z359.1-2007

Weight: 16.2oz (459gm)



Features

- Automatic panic type Rope Grab Class ADP (Automatic Dorsal Panic)
- For use by persons with a combined weight (clothing, tools, etc) of no more than 310 LBS.
- Up arrow.
- Orientation lock out.
- Spring loaded lever.
- Knurl knob.
- Maximum arrest force 1,800 LBS (8kN).
- Maximum stopping distance 39 inches (1 meter).

Compatibility with Vertical Lifeline

1. 5/8" (16mm) Co-Polymer 3-strand braided Rope - Cancord Inc. Part No. 57-316
2. 5/8" (16mm) Low Stretch Nylon Kernmantle Rope - Cancord Inc. Part No. 10-316

RGL6030

Certified To:

- pending certification to the updated standards

Compatible Connector List:

- 6692 (Page 6) Example in this picture
- 9692 (Page 6)
- 9695 (Page 6)
- 9697 (Page 6)
- A913PS/A917PS (Page 21)



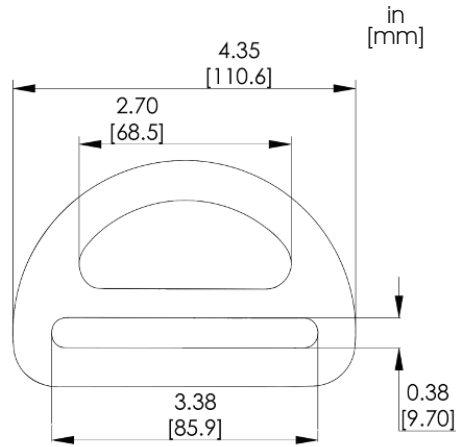
RINGS



D-Rings



3068



Specifications

- 3068 3-1/4" Single Slot D-Ring
- Drop Forged Aluminum
- 100% proof loaded to 3,600 lbs (16kN)
- Min tensile strength 5,000 lbs (22.2kN)

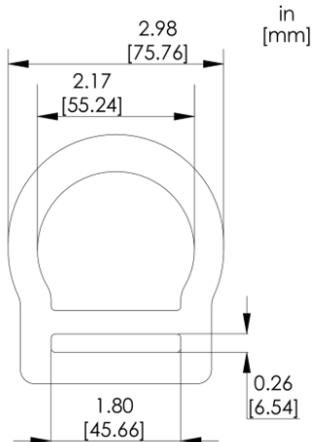
Certified To:

- ANSI/ASSP Z359.12-2019
- CSA Z259.12-16

Weight: 3.6oz (103gm)



3250



Specifications

- 3250 1-3/4" Single Slot D-Ring Flat
- Drop Forged Aluminum
- 100% proof loaded to 3,600 lbs (16kN)
- Min tensile strength 5,000 lbs (22.2kN)

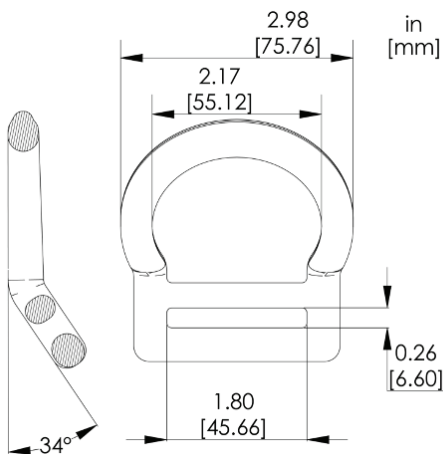
Certified To:

- ANSI/ASSP Z359.12-2019
- CSA Z259.12-16

Weight: 2.6oz (75gm)



3251



Specifications

- 3251 1-3/4" Single Slot D-Ring Cranked 34 Degree
- Drop Forged Aluminum
- 100% proof loaded to 3,600 lbs (16kN)
- Min tensile strength 5,000 lbs (22.2kN)

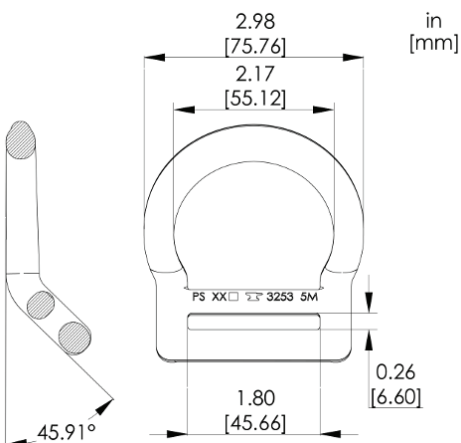
Certified To:

- ANSI/ASSP Z359.12-2019
- CSA Z259.12-16

Weight: 2.6oz (75gm)



3253



Specifications

- 3253 1-3/4" Single Slot D-Ring Cranked 45 Degree
- Drop Forged Aluminum
- 100% proof loaded to 3,600 lbs (16kN)
- Min tensile strength 5,000 lbs (22.2kN)

Certified To:

- ANSI/ASSP Z359.12-2019
- CSA Z259.12-16

Weight: 2.6oz (75gm)



RINGS

3400



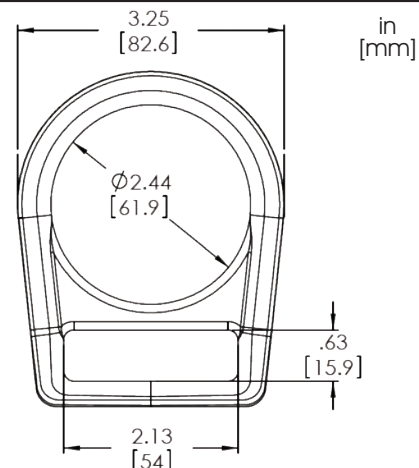
Specifications

- 3400 2 1/8" Single Slot D-Ring
- Drop Forged Steel
- 100% proof loaded to 3,600 lbs (16kN)
- Min tensile strength 5,000 lbs (22.2kN)

Certified To:

- ANSI/ASSP Z359.12-2019
- CSA Z259.12-16

Weight: 6.0oz (168gm)



9400



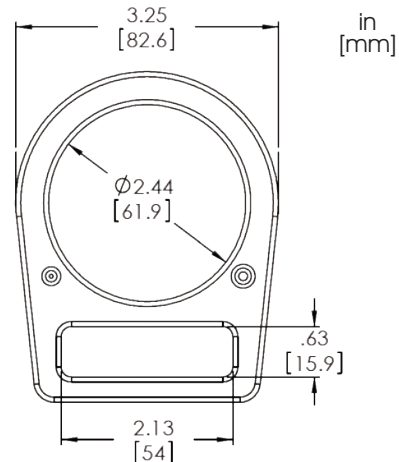
Specifications

- 9400 2 1/8" Single Slot D-Ring
- Sheet Stamping Steel
- 100% proof loaded to 3,600 lbs (16kN)
- Min tensile strength 5,000 lbs (22.2kN)

Certified To:

- ANSI/ASSP Z359.12-2019
- CSA Z259.12-16

Weight: 4.7oz (131gm)



3330



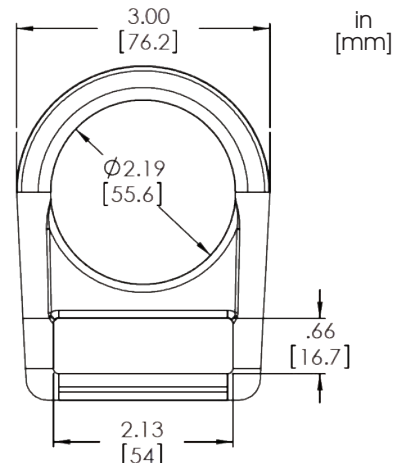
Specifications

- 3330 2 1/8" Single Slot D-Ring
- Drop Forged Steel
- 100% proof loaded to 3,600 lbs (16kN)
- Min tensile strength 5,000 lbs (22.2kN)

Certified To:

- ANSI/ASSP Z359.12-2019
- CSA Z259.12-16

Weight: 5.0oz (141gm)



9029



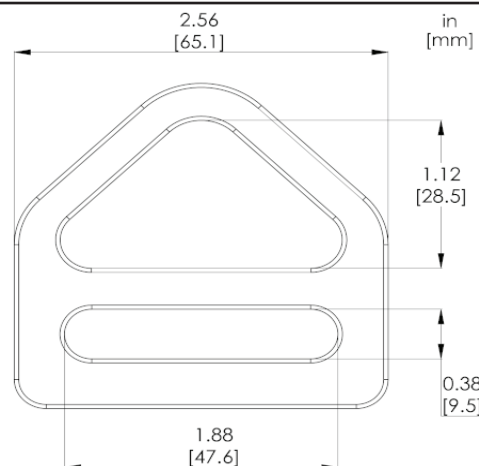
Specifications

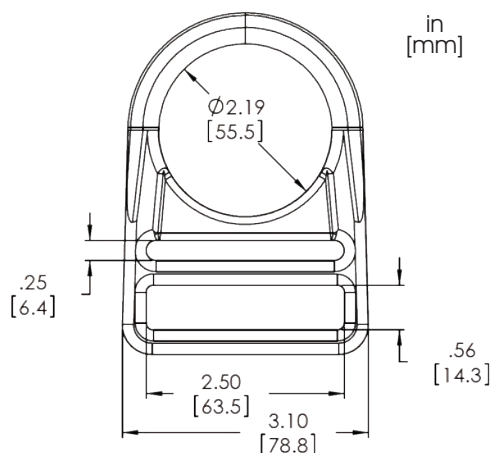
- 9029 1 3/4" Tri D-Ring
- Sheet Stamping Steel
- 100% proof loaded to 3,600 lbs (16kN)
- Min tensile strength 5,000 lbs (22.2kN)

Meets Or Exceeds:

- ANSI/ASSP Z359.12-2019
- CSA Z259.12-16

Weight: 3.2oz (91gm)





Specifications

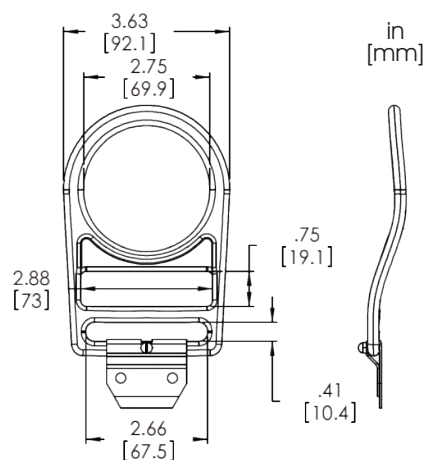
- 3662 2 1/2" Double Slot D-Ring
- Drop Forged Steel
- 100% proof loaded to 3,600 lbs (16kN)
- Min tensile strength 5,000 lbs (22.2kN)

Meets Or Exceeds:

- ANSI/ASSP Z359.12-2019
- CSA Z259.12-16

Weight: 6.5oz (183gm)

3662



Specifications

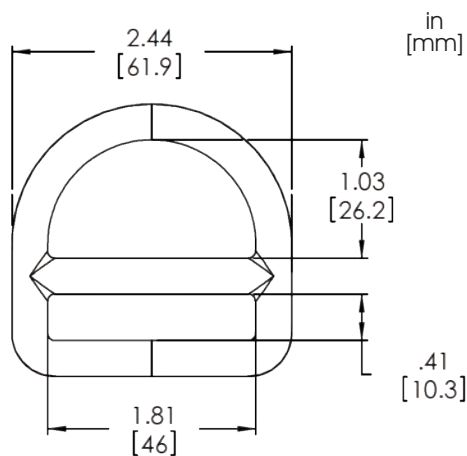
- 3652 2 9/16" Contoured Positioning D-Ring
- Drop Forged Steel
- 100% proof loaded to 3,600 lbs (16kN)
- Min tensile strength 5,000 lbs (22.2kN)

Certified To:

- ANSI/ASSP Z359.12-2019
- CSA Z259.12-16

Weight: 7.4oz (208gm)

3652



Specifications

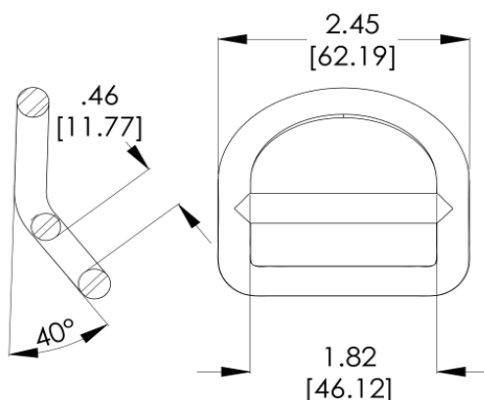
- 3840 1 3/4" Single Slot D-Ring
- Drop Forged Steel
- 100% proof loaded to 3,600 lbs (16kN)
- Min tensile strength 5,000 lbs (22.2kN)

Certified To:

- ANSI/ASSP Z359.12-2019
- CSA Z259.12-16

Weight: 2.9oz (83gm)

3840



Specifications

- 3841 1 3/4" Single Slot D-Ring Cranked 40 Degree
- Drop Forged Steel
- 100% proof loaded to 3,600 lbs (16kN)
- Min tensile strength 5,000 lbs (22.2kN)

Certified To:

- ANSI/ASSP Z359.12-2019
- CSA Z259.12-16

Weight: 3.2oz (91gm)

3841



RINGS

3830



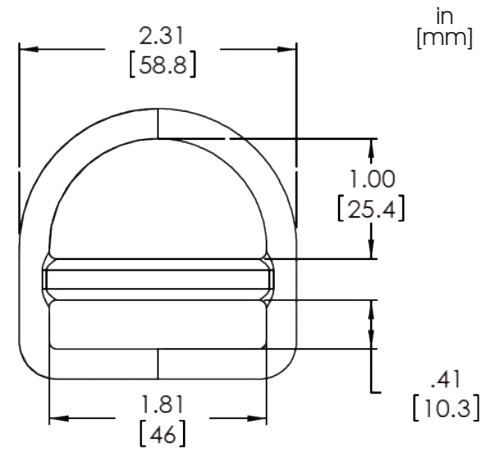
Specifications

- 3830 1 3/4" Single Slot D-Ring
- Drop Forged Steel
- 100% proof loaded to 3,600 lbs (16kN)
- Min tensile strength 5,000 lbs (22.2kN)

Certified To:

- ANSI/ASSP Z359.12-2019
- CSA Z259.12-16

Weight: 2.3oz (64gm)



3850



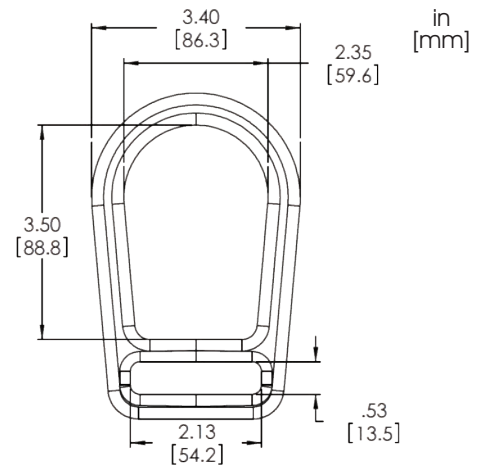
Specifications

- 3850 2 1/8" Single Slot Sling D-Ring
- Drop Forged Steel
- 100% proof loaded to 3,600 lbs (16kN)
- Min tensile strength 16,000 lbs (71kN)
- Designed to allow one 3850 to pass through another 3850 in configuration.

Meets Or Exceeds:

- ANSI/ASSP Z359.12-2019
- CSA Z259.12-16

Weight: 10.7oz (306gm)



3200



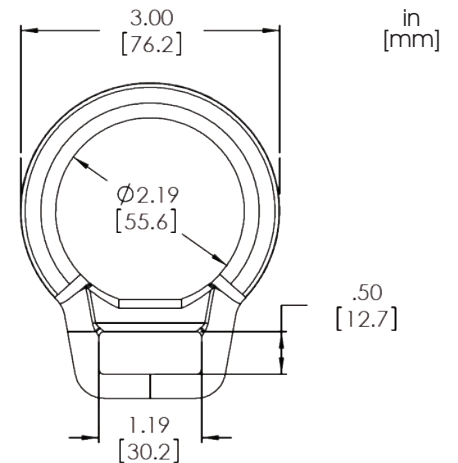
Specifications

- 3200 1 13/16" Single Slot D-Ring
- Drop Forged Steel
- 100% proof loaded to 3,600 lbs (16kN)
- Min tensile strength 5,000 lbs (22.2kN)

Certified To:

- ANSI/ASSP Z359.12-2019
- CSA Z259.12-16

Weight: 3.8oz (107gm)



3220



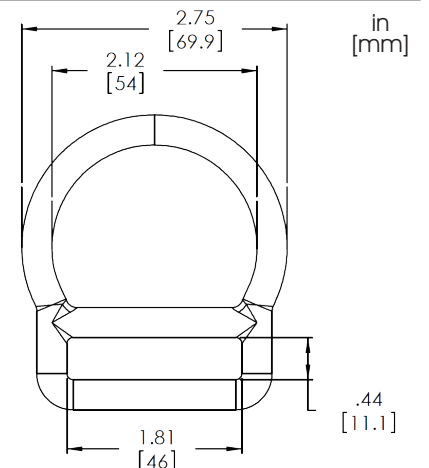
Specifications

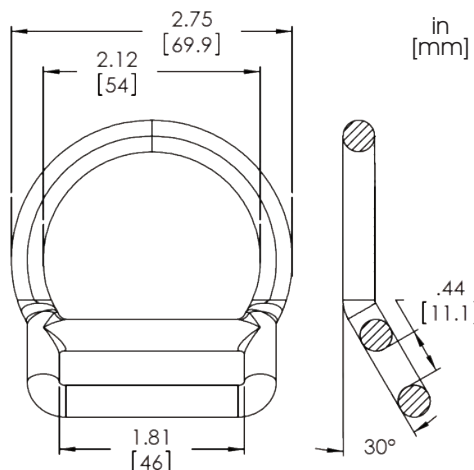
- 3220 1 13/16" Single Slot D-Ring
- Drop Forged Steel
- 100% proof loaded to 3,600 lbs (16kN)
- Min tensile strength 5,000 lbs (22.2kN)

Certified To:

- ANSI/ASSP Z359.12-2019
- CSA Z259.12-16

Weight: 3.7oz (104gm)





Specifications

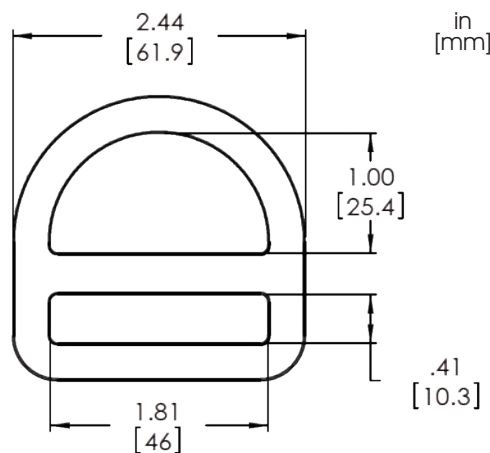
- 3221 1 13/16" Single Slot D-Ring
- Drop Forged Steel
- 100% proof loaded to 3,600 lbs (16kN)
- Min tensile strength 5,000 lbs (22.2kN)

Certified To:

- ANSI/ASSP Z359.12-2019
- CSA Z259.12-16

Weight: 3.7oz (104gm)

3221



Specifications

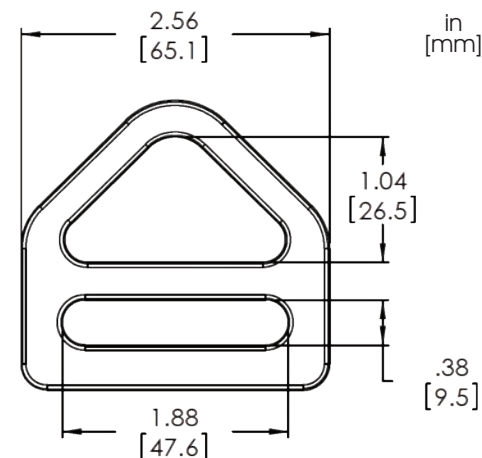
- 9840 1 13/16" Single Slot D-Ring
- Sheet Stamping Steel
- 100% proof loaded to 3,600 lbs (16kN)
- Min tensile strength 5,000 lbs (22.2kN)

Certified To:

- ANSI/ASSP Z359.12-2019
- CSA Z259.12-16

Weight: 2.4oz (68gm)

9840



Specifications

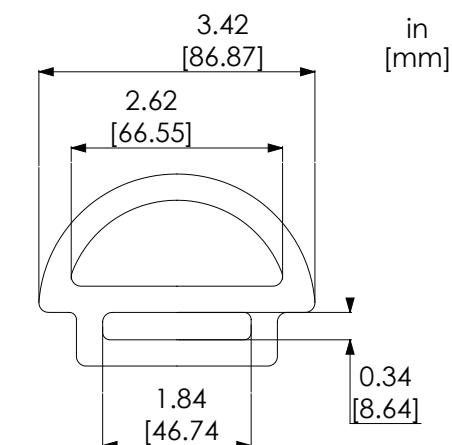
- 1029 Tri D-Ring
- Drop Forged Steel
- 100% proof loaded to 3,600 lbs (16kN)
- Min tensile strength 5,000 lbs (22.2kN)

Meets Or Exceeds:

- ANSI/ASSP Z359.12-2019
- CSA Z259.12-16

Weight: 3.3oz (93gm)

1029



Specifications

- 3230 1-3/4" Pass Through D-Ring
- Drop Forged Steel
- 100% proof loaded to 3,600 lbs (16kN)
- Min tensile strength 5,000 lbs (22.2kN)

Certified To:

- ANSI/ASSP Z359.12-2019
- CSA Z259.12-16

Weight: 4.3oz (122gm)

3230



RINGS

3063



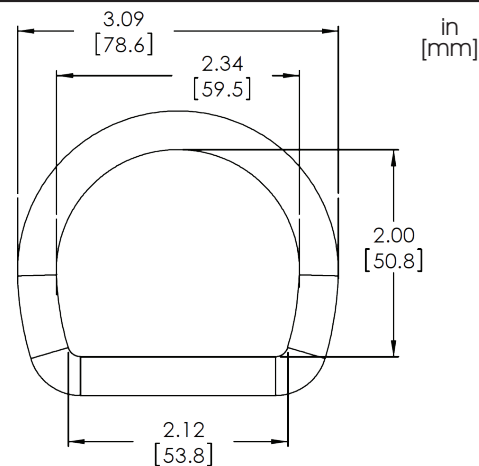
Specifications

- 3063 2" D-Ring
- Drop Forged Steel
- 100% proof loaded to 3,600 lbs (16kN)
- Min tensile strength 5,000 lbs (22.2kN)

Certified To:

- ANSI/ASSP Z359.12-2019
- CSA Z259.12-16

Weight: 4.8oz (135gm)



3064



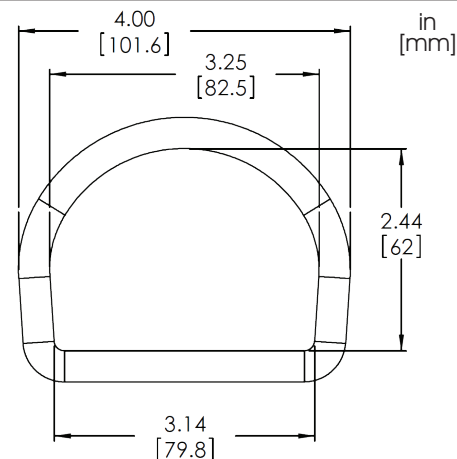
Specifications

- 3064 3 1/8" D-Ring
- Drop Forged Steel
- 100% proof loaded to 3,600 lbs (16kN)
- Min tensile strength 5,000 lbs (22.2kN)

Certified To:

- ANSI/ASSP Z359.12-2019
- CSA Z259.12-16

Weight: 5.5oz (155gm)



9500



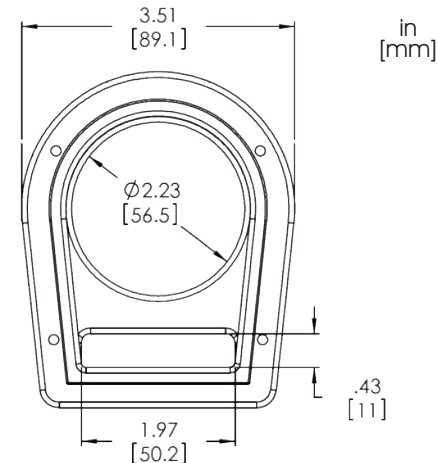
Specifications

- 9500 2 3/64" Overmolded D-Ring
- Sheet Stamping Steel
- 100% proof loaded to 3,600 lbs (16kN)
- Min tensile strength 5,000 lbs (22.2kN)


Certified To:

- ANSI/ASSP Z359.12-2019
- CSA Z259.12-16

Weight: 4.9oz (137gm)



9500



Date Indicator:

The outer ring indicates month, while the inner number refers to the year.

Shown is **December 2011**.



O-RING COMPATIBILITY



7500



**7500
7600
7700**



7600



7700

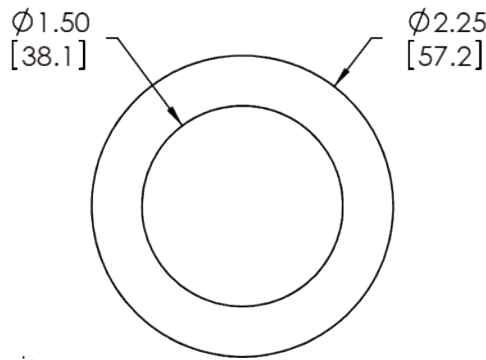


7800

Part	7500	7600
7600	•	
7700	•	•
7800	•	

For details and availability please contact Customer Service.

RINGS



in
[mm]

Specifications

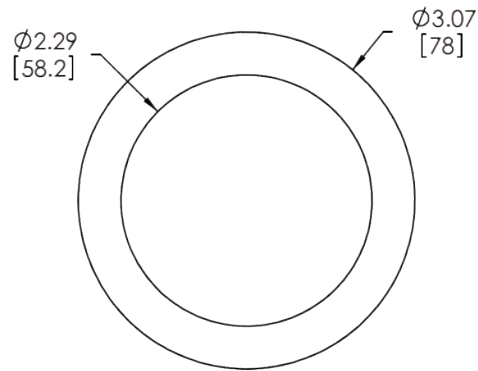
- 7500 1 1/2" O-Ring
- Drop Forged Steel
- 100% proof loaded to 3,600 lbs (16kN)
- Min tensile strength 5,000 lbs (22.2kN)

Certified To:

- ANSI/ASSP Z359.12-2019
- CSA Z259.12-16

Weight: 2.9oz (82gm)

7500



in
[mm]

Specifications

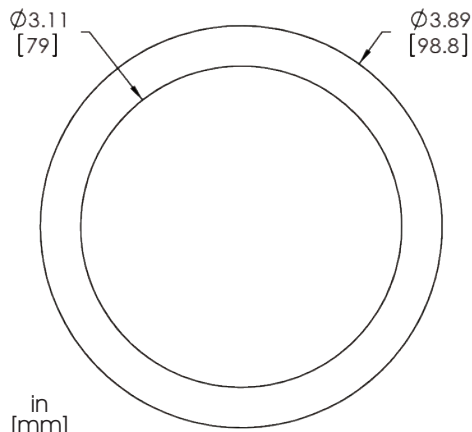
- 7600 2 5/16" O-Ring
- Drop Forged Steel
- 100% proof loaded to 3,600 lbs (16kN)
- Min tensile strength 5,000 lbs (22.2kN)

Certified To:

- ANSI/ASSP Z359.12-2019
- CSA Z259.12-16

Weight: 4.1oz (116gm)

7600



in
[mm]

Specifications

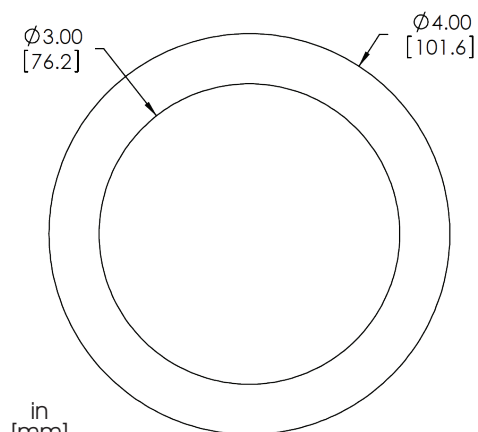
- 7700 3 1/8" O-Ring
- Drop Forged Steel
- 100% proof loaded to 3,600 lbs (16kN)
- Min tensile strength 5,000 lbs (22.2kN)

Certified To:

- ANSI/ASSP Z359.12-2019
- CSA Z259.12-16

Weight: 5.5oz (155gm)

7700



in
[mm]

Specifications

- 7800 3" O-Ring
- Drop Forged Steel
- 100% proof loaded to 3,600 lbs (16kN)
- Min tensile strength 10,000 lbs (45kN)

Certified To:

- ANSI/ASSP Z359.12-2019
- CSA Z259.12-16

Weight: 9.5oz (266gm)

7800



A750



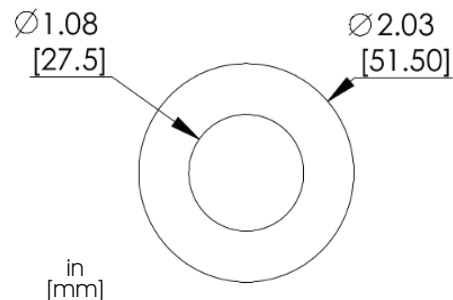
Specifications

- A750 28mm O-Ring
- Drop Forged Aluminium
- 100% proof loaded to 3,600 lbs (16kN)
- Min tensile strength 5,620 lbs (25kN)

Meets Or Exceeds:

- ANSI/ASSP Z359.12-2019
- CSA Z259.12-16

Weight: 1.2oz (34gm)



in
[mm]

A760



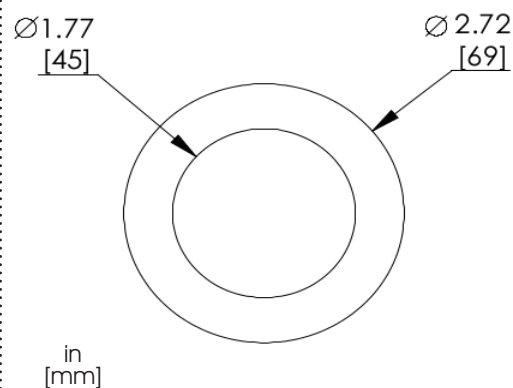
Specifications

- A760 45mm O-Ring
- Drop Forged Aluminium
- 100% proof loaded to 3,600 lbs (16kN)
- Min tensile strength 5,620 lbs (25kN)

Meets Or Exceeds:

- ANSI/ASSP Z359.12-2019
- CSA Z259.12-16

Weight: 1.9oz (54gm)



in
[mm]



QUICK CONNECT BUCKLE FAMILIES



9074



9076



9053



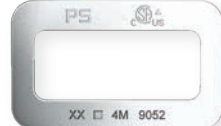
9055



9154



9072



9052



9058



1062



9260



9290



9078



9156


QUICK CONNECT BUCKLE RECOMMENDED COMPATIBILITY

Part	9053	9055	9154	9052	9058	9260	9290	9156
9074	•	•	•	•				
9076	•	•	•					
9072				•	•			
1062						•	•	
9078								•

NOTE: BUCKLES CAN BE PROOF LOADED UPON REQUEST.

BUCKLES

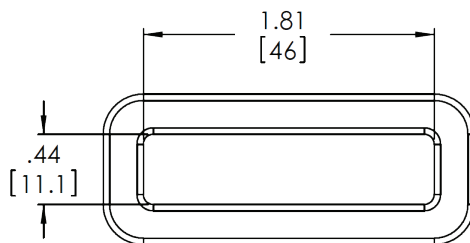
9111



Specifications

- 9111 Adjuster
 - Sheet Stamping Steel
 - Min tensile strength 4,000 lbs (17.8kN)
- Meets Or Exceeds:
- CSA Z259.12-16

in
[mm]



Weight: 1.2oz (34gm)

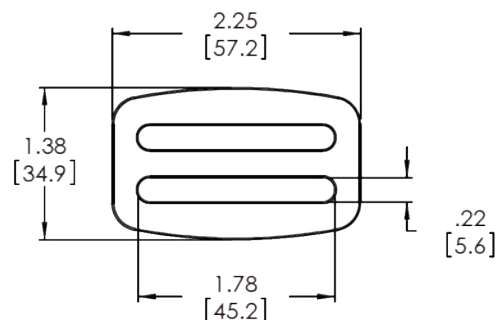
9074



Specifications

- 9074 Quick Connect Buckle
 - Sheet Stamping Steel
 - Min tensile strength 4,000 lbs (17.8kN)
- Certified To:
- ANSI/ASSP Z359.12-2019
 - CSA Z259.12-16

in
[mm]



Weight: 1.2oz (39gm)

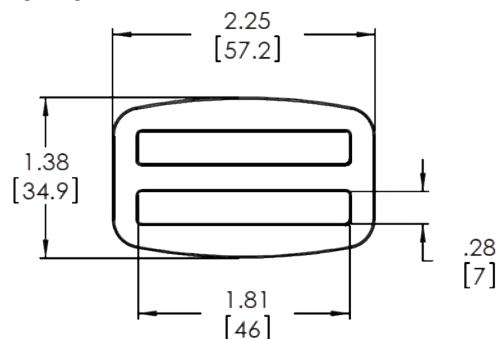
9076



Specifications

- 9076 Quick Connect Buckle
 - Sheet Stamping Steel
 - Min tensile strength 4,000 lbs (17.8kN)
- Meets Or Exceeds:
- ANSI/ASSP Z359.12-2019
 - CSA Z259.12-16

in
[mm]



Weight: 1.1oz (31gm)

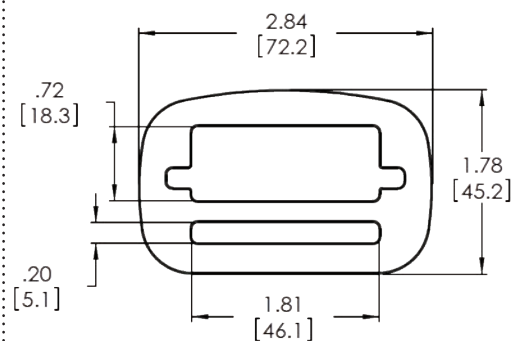
9053



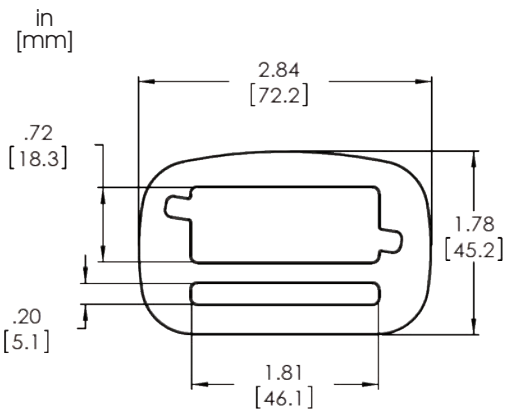
Specifications

- 9053 Quick Connect Buckle
 - Sheet Stamping Steel
 - Min tensile strength 4,000 lbs (17.8kN)
- Certified To:
- ANSI/ASSP Z359.12-2019
 - CSA Z259.12-16

in
[mm]



Weight: 1.8oz (51gm)

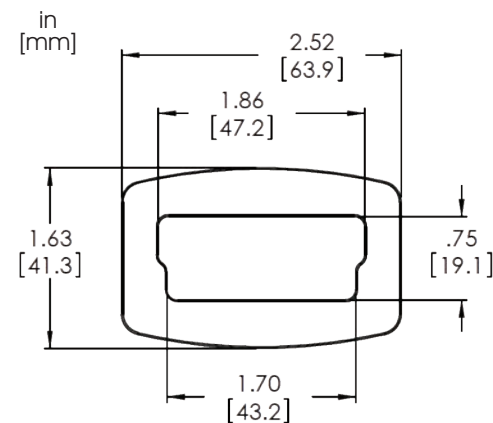
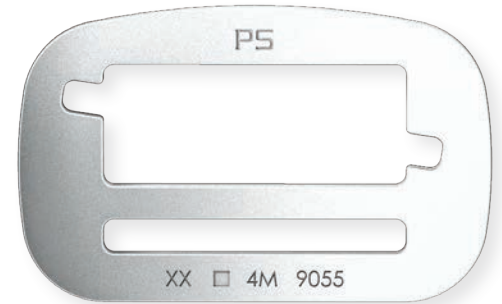


Specifications

- 9055 Quick Connect Buckle
 - Sheet Stamping Steel
 - Min tensile strength 4,000 lbs (17.8kN)
- Meets Or Exceeds:
- ANSI/ASSP Z359.12-2019
 - CSA Z259.12-16

Weight: 1.8oz (51gm)

9055

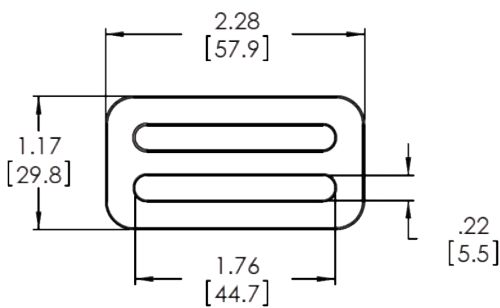


Specifications

- 9154 Quick Connect Buckle
 - Sheet Stamping Steel
 - Min tensile strength 4,000 lbs (17.8kN)
- Certified To:
- ANSI/ASSP Z359.12-2019
 - CSA Z259.12-16

Weight: 1.4oz (39gm)

9154

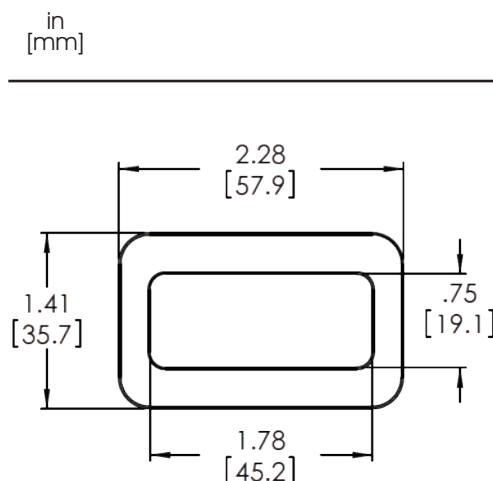
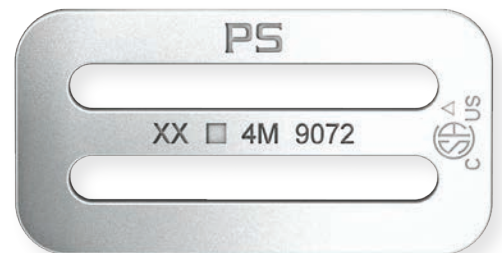


Specifications

- 9072 Quick Connect Buckle
 - Sheet Stamping Steel
 - Min tensile strength 4,000 lbs (17.8kN)
- Certified To:
- ANSI/ASSP Z359.12-2019
 - CSA Z259.12-16

Weight: 1.1oz (31gm)

9072




Specifications

- 9052 Quick Connect Buckle
 - Sheet Stamping Steel
 - Min tensile strength 4,000 lbs (17.8kN)
- Certified To:
- ANSI/ASSP Z359.12-2019
 - CSA Z259.12-16

Weight: 1.0oz (28gm)

9052



BUCKLES

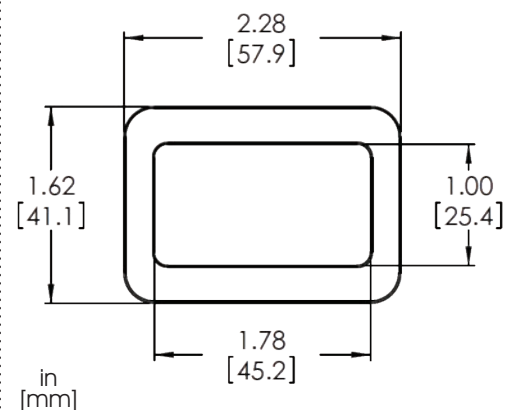
9058



Specifications

- 9058 Quick Connect Buckle
 - Sheet Stamping Steel
 - Min tensile strength 4,000 lbs (17.8kN)
- Certified To:
- ANSI/ASSP Z359.12-2019
 - CSA Z259.12-16

Weight: 1.0oz (28gm)



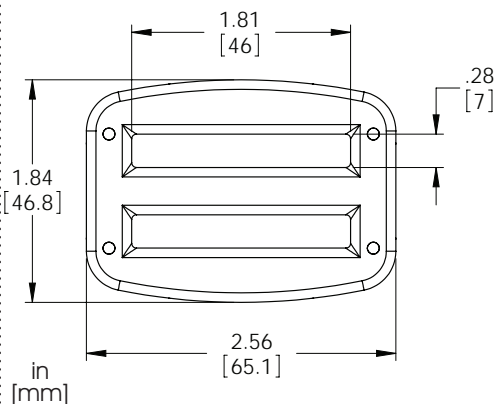
9078



Specifications

- 9078 Overmolded 3-Bar
 - Sheet Stamping Steel
 - Min tensile strength 4,000 lbs (17.8kN)
- Certified To:
- ANSI/ASSP Z359.12-2019
 - CSA Z259.12-16

Weight: 1.5oz (43gm)



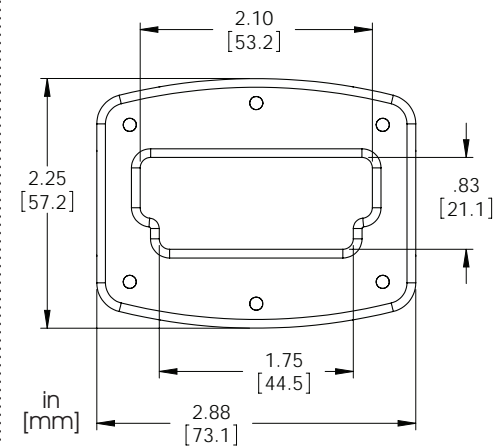
9156



Specifications

- 9156 Overmolded Frame
 - Sheet Stamping Steel
 - Min tensile strength 4,000 lbs (17.8kN)
- Certified To:
- ANSI/ASSP Z359.12-2019
 - CSA Z259.12-16

Weight: 2.2oz (63gm)



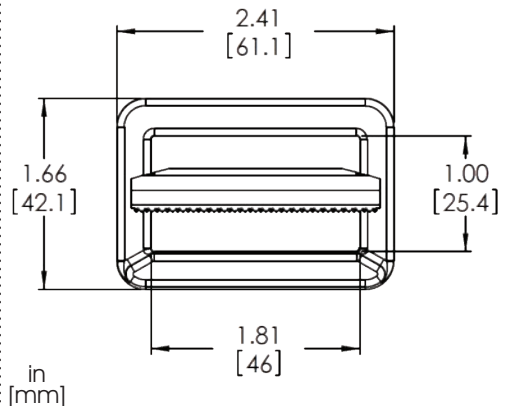
1222

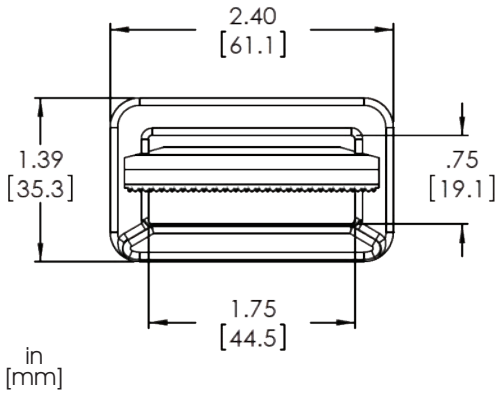


Specifications

- 1222 Sliding Bar Friction Buckle
 - Drop Forged Steel
 - Min tensile strength 4,000 lbs (17.8kN)
- Certified To:
- ANSI/ASSP Z359.12-2019
 - CSA Z259.12-16

Weight: 3.0oz (84gm)



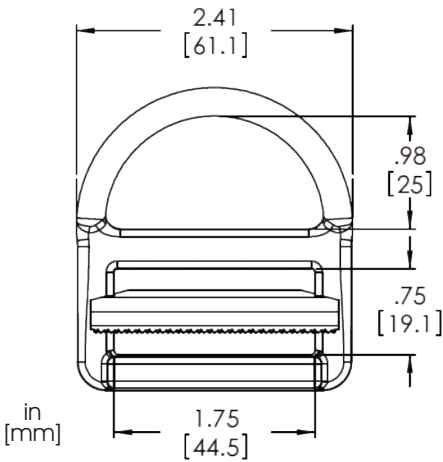



Specifications

- 1223 Sliding Bar Friction Buckle
 - Drop Forged Steel
 - Min tensile strength 4,000 lbs (17.8kN)
- Meets Or Exceeds:
- ANSI/ASSP Z359.12-2019
 - CSA Z259.12-16

Weight: 2.9.0oz (81gm)

1223

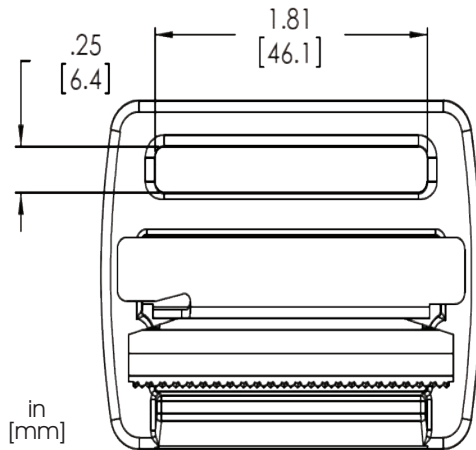


Specifications

- 1226 Sliding Bar Friction Buckle
 - Drop Forged Steel
 - Min tensile strength 5,000 lbs (22.2kN)
- Certified To:
- ANSI/ASSP Z359.12-2019
 - CSA Z259.12-16

Weight: 3.0oz (84gm)

1226

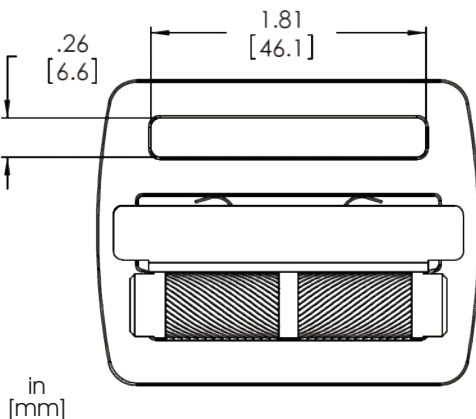



Specifications

- 1224 Sliding Bar Friction Buckle Spring Loaded
 - Drop Forged Steel
 - Min tensile strength 4,000 lbs (17.8kN)
- Certified To:
- ANSI/ASSP Z359.12-2019
 - CSA Z259.12-16

Weight: 3.8oz (107gm)

1224



Specifications

- 9224 Sliding Bar Adjuster Spring Loaded
 - Sheet Stamping Steel
 - Min tensile strength 4,000 lbs (17.8kN)
- Certified To:
- ANSI/ASSP Z359.12-2019
 - CSA Z259.12-16

Weight: 3.4oz (96gm)

9224



BUCKLES

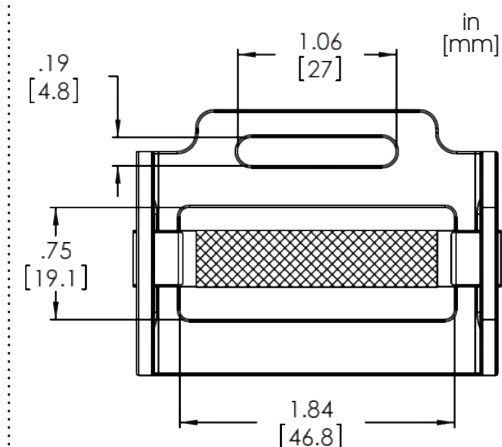
9225




Specifications

- 9225 Sliding Bar Adjuster
 - Sheet Stamping Steel
 - Min tensile strength 4,000 lbs (17.8kN)
- Certified To:
- ANSI/ASSP Z359.12-2019
 - CSA Z259.12-16

Weight: 2.7oz (76gm)



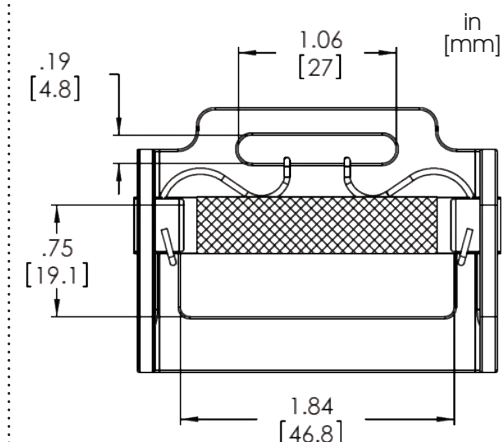
9225-2




Specifications

- 9225-2 Sliding Bar Adjuster With Round Spring
 - Sheet Stamping Steel
 - Min tensile strength 4,000 lbs (17.8kN)
- Certified To:
- ANSI/ASSP Z359.12-2019
 - CSA Z259.12-16

Weight: 2.7oz (76gm)



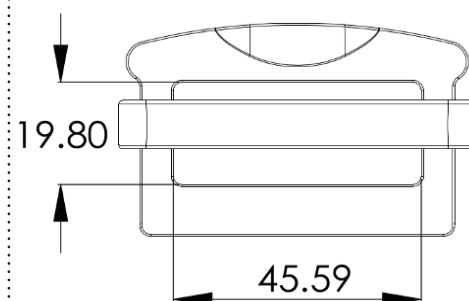
9233/0516



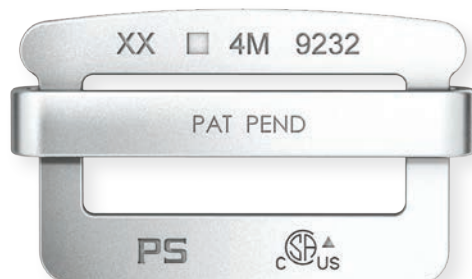
Specifications

- 9233 Buckle with 0516 Adjuster Bar
 - Sheet Stamping Steel
 - Min tensile strength 4,000 lbs (17.8kN)
 - 0516 Sold Separately
- Certified To:
- ANSI/ASSP Z359.12-2019
 - CSA Z259.12-16

Weight: 1.8oz (51gm)



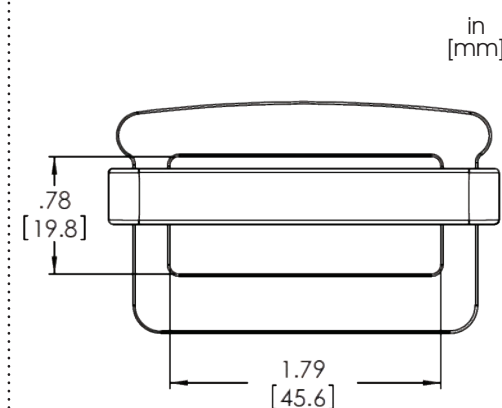
9232/0516

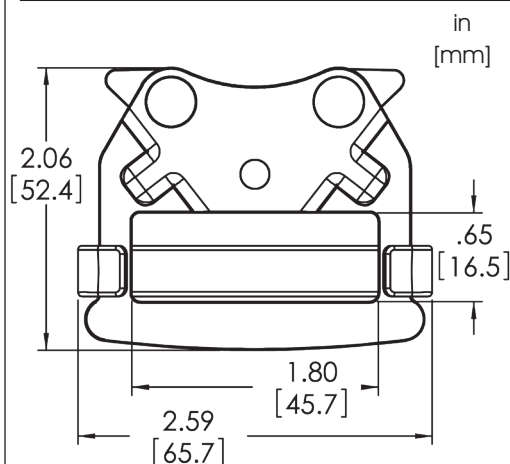


Specifications

- 9232 Buckle with 0516 Adjuster Bar
 - Sheet Stamping Steel
 - Min tensile strength 4,000 lbs (17.8kN)
 - 0516 Sold Separately
- Certified To:
- ANSI/ASSP Z359.12-2019
 - CSA Z259.12-16

Weight: 1.8oz (51gm)





Specifications

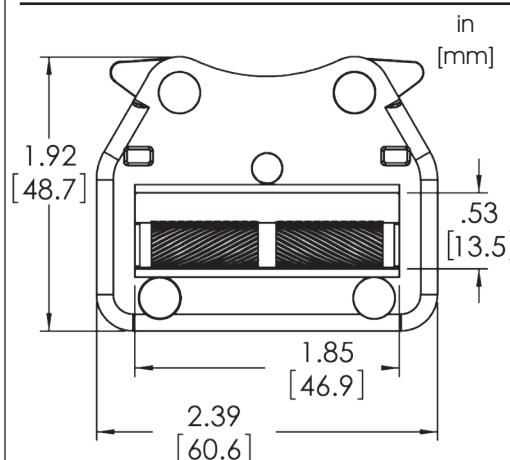

- 9260 Quick connect buckle
- Sheet Stamping Steel
- Min tensile strength 4,000 lbs (17.8kN)
- Available with E-Coat finish
- Compatible only with 1062

Certified to:

- ANSI/ASSP Z359.12-2019
- CSA Z259.12-16

Weight: 3.38oz (95.9gm)

9260



Specifications

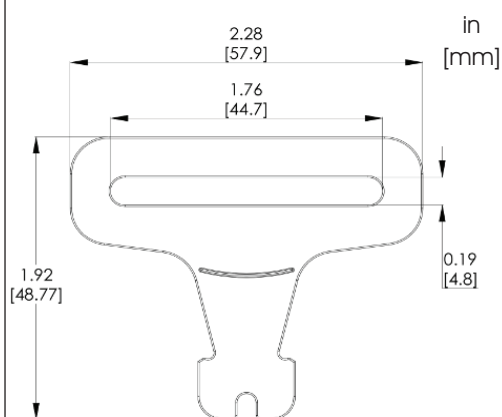

- 9290 Quick connect buckle
- Sheet Stamping Steel
- Min tensile strength 4,000 lbs (17.8kN)
- Available with E-Coat finish
- Compatible only with 1062

Certified to:

- ANSI/ASSP Z359.12-2019
- CSA Z259.12-16

Weight: 3.04oz (86.2gm)

9290



Specifications

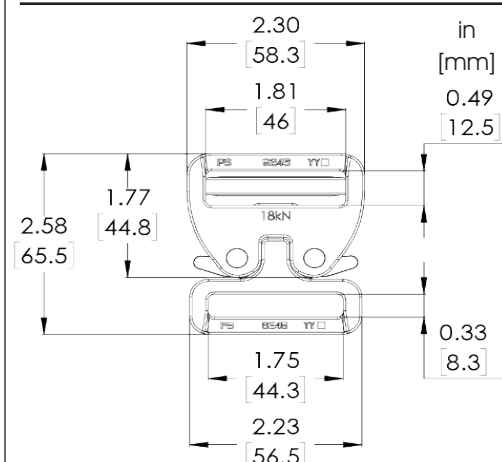
- 1062 single slot attachment
- Sheet Stamping Steel
- Min tensile strength 4,000 lbs (17.8kN)
- Sold with 9260 or 9290

Certified to:

- ANSI/ASSP Z359.12-2019
- CSA Z259.12-16

Weight: 1.05oz (29.8gm)

1062



Specifications

- 9245 Quick connect buckle
- Extruded Aluminum
- Min tensile strength 4,000 lbs (17.8kN)
- Available with E-Coat finish

Certified to:

- ANSI/ASSP Z359.12-2019
- CSA Z259.12-16

Weight: 3.56oz (101gm)

9245



BUCKLES

9256



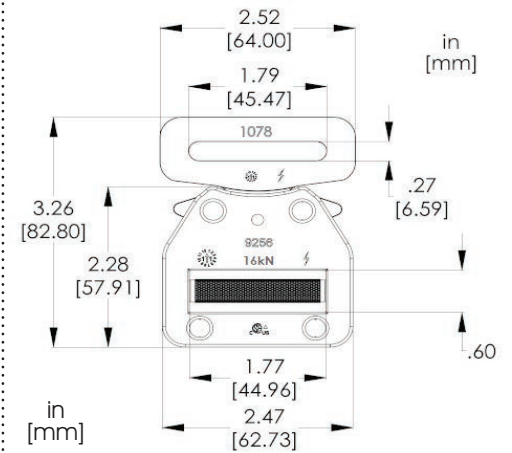
Specifications

- 9256/1078 Dielectric Quick Connect Buckle Assembly
- Sheet Stamping Steel -Over-molded
- Min tensile strength 4,000 lbs (17.8 kN)
- Compatible only with 1078

Certification Pending To:

- ANSI/ASSP Z359.12-2019
- CSA Z259.12-16

Weight: 4.9oz (139gm)



1220



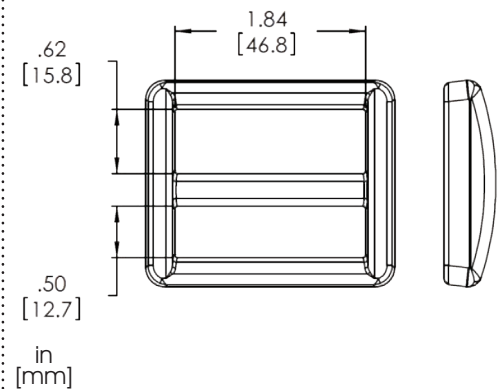
Specifications

- 1220 Adapter Buckle
- Drop Forged Steel
- Min tensile strength 4,000 lbs (17.8kN)

Certified To:

- ANSI/ASSP Z359.12-2019
- CSA Z259.12-16

Weight: 4.0oz (113gm)



1024



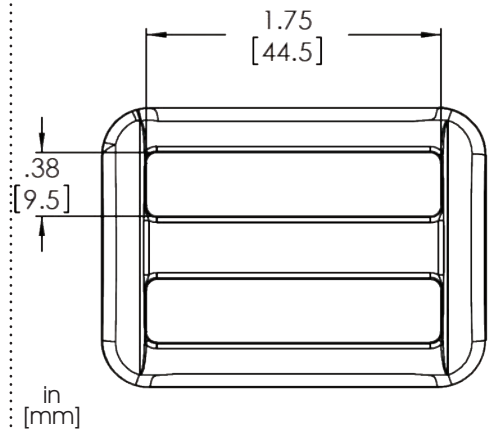
Specifications

- 1024 Adapter Buckle
- Drop Forged Steel
- Min tensile strength 4,000 lbs (17.8kN)

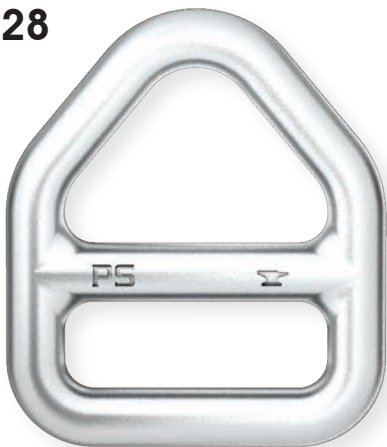
Certified To:

- CSA Z259.12-16
- ANSI/ASSP Z359.12-2019

Weight: 2.2oz (62gm)



1028



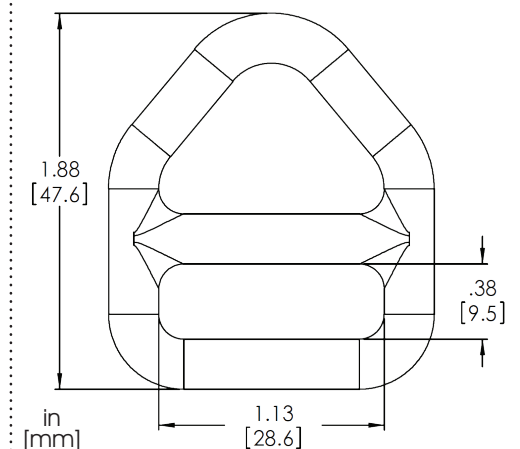
Specifications

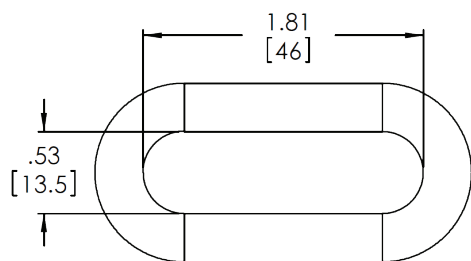
- 1028 Tri Adjuster
- Drop Forged Steel
- Min tensile strength 4,000 lbs (17.8kN)

Meets Or Exceeds:

- ANSI/ASSP Z359.12-2019
- CSA Z259.12-16

Weight: 1.6oz (45gm)





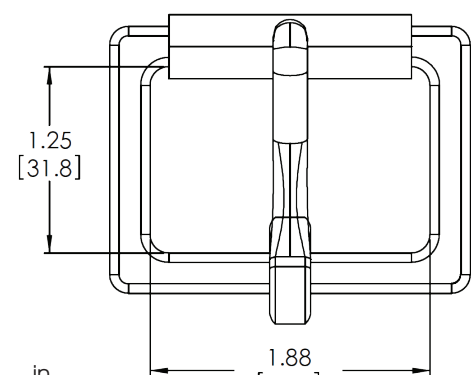
in
[mm]

Specifications

- 9031 Oval Adjuster
 - Drop Forged Steel
 - Min tensile strength 5,000 lbs (22.2kN)
- Certified To:
- ANSI/ASSP Z359.12-2019
 - CSA Z259.12-16

Weight: 1.8oz (50gm)

9031



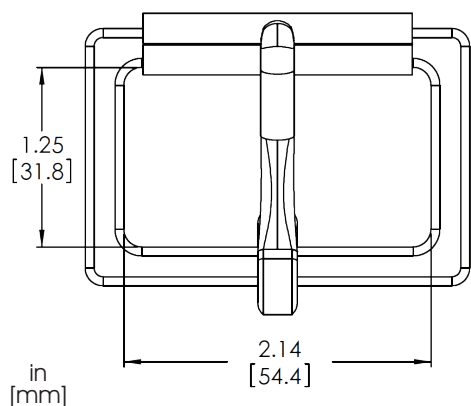

in
[mm]

Specifications

- 1010 Tongue Buckle
 - Sheet Stamping Steel
 - Min tensile strength 4,000 lbs (17.8kN)
- Certified To:
- ANSI/ASSP Z359.12-2019
 - CSA Z259.12-16

Weight: 3.0oz (84gm)

1010



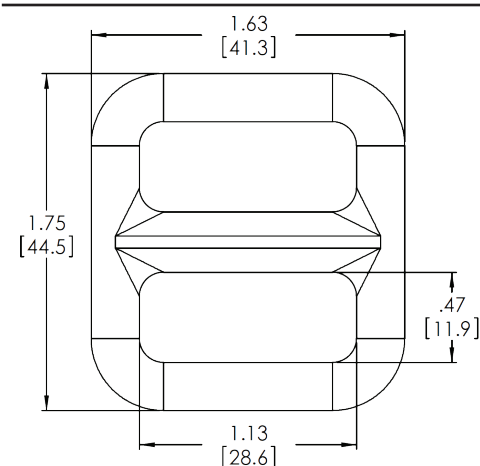

in
[mm]

Specifications

- 2022 Tongue Buckle
 - Sheet Stamping Steel
 - Min tensile strength 4,000 lbs (17.8kN)
- Certified To:
- ANSI/ASSP Z359.12-2019
 - CSA Z259.12-16

Weight: 3.5oz (98gm)

2022



Specifications

- 1022 Adjuster
 - Drop Forged Steel
 - Min tensile strength 5,000 lbs (22.2kN)
- Certified To:
- ANSI/ASSP Z359.12-2019
 - CSA Z259.12-16

Weight: 1.8oz (51gm)

1022



9256

Page 45



COMPATIBLE QUICK
CONNECT BUCKLE

Part	9156
9078	•

9078



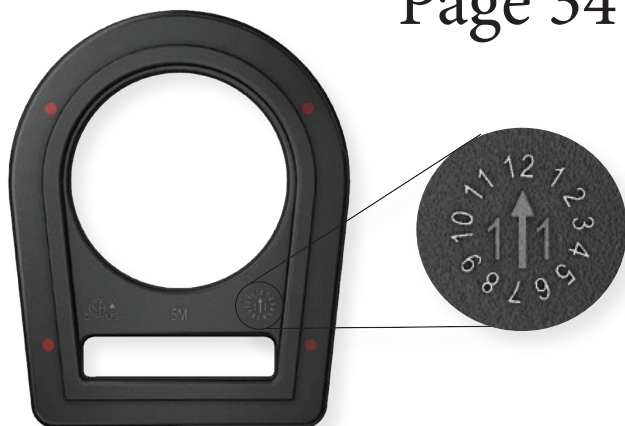
Page 42

9156



9500

Page 34



Dielectric Date Indicator:
The outer ring indicates
month, while the inner
number refers to the year.
Shown is **December 2011**.



7550



1034 (PS22020)



3842



1038



5064



1227 (PS27765)



5066 (PS22042)



5062 (PS22043-1)



PS22044

PARACHUTE/RESCUE

7550



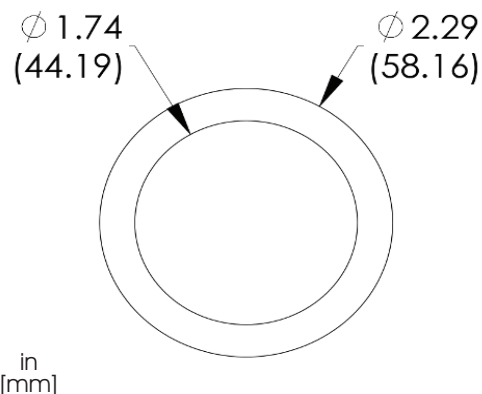
Specifications

- 7550 1 3/4" O-Ring
- Drop Forged Steel
- 100% Proof Loaded to 3,600 lbs (16kN)
- Min tensile strength 5,000 lbs (22.2kN)

Meets or Exceeds:

- ANSI/ASSP Z359.12-2019
- CSA Z259.12-16

Weight: 1.5oz (43gm)



3842



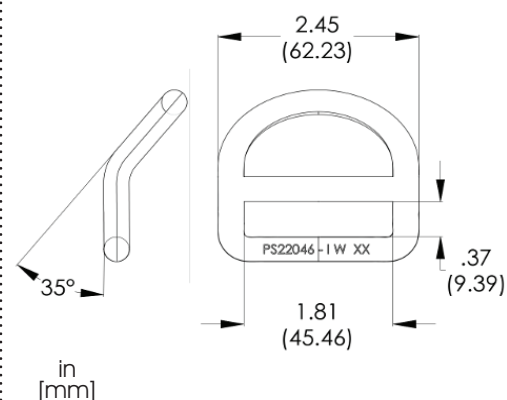
Specifications

- 3842 1 3/4" Single Slot D-Ring Cranked 35 Degree (PS22046-1)
- Drop Forged Steel
- 100% proof loaded to 3,600 lbs (16kN)
- Min tensile strength 5,000 lbs (22.2kN)

Certified To:

- ANSI/ASSP Z359.12-2019
- CSA Z259.12-16

Weight: 3.2oz (91gm)



1034



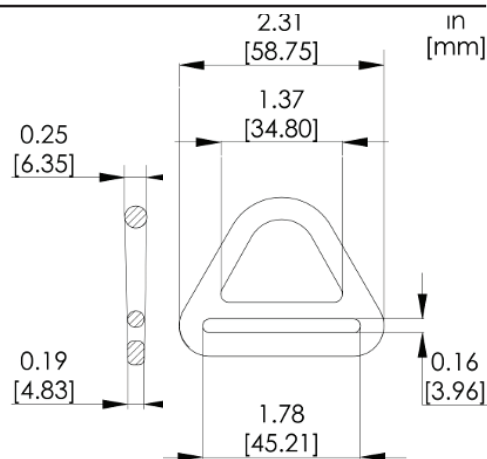
Specifications

- 1034 Tri D-Ring (PS22020-1)
- Drop Forged Steel
- 100% proof loaded to 3,600 lbs (16kN)
- Min tensile strength 5,000 lbs (22.2kN)

Certified To:

- ANSI/ASSP Z359.12-2019
- CSA Z259.12-16

Weight: 1.4oz (41gm)



1038



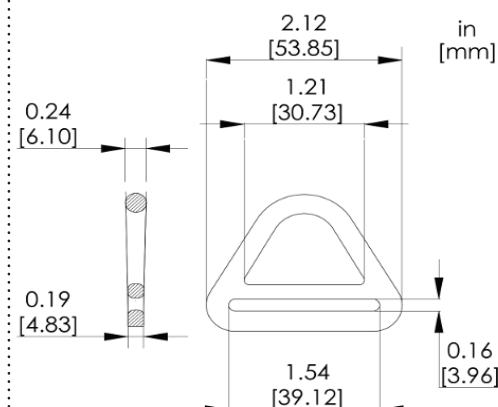
Specifications

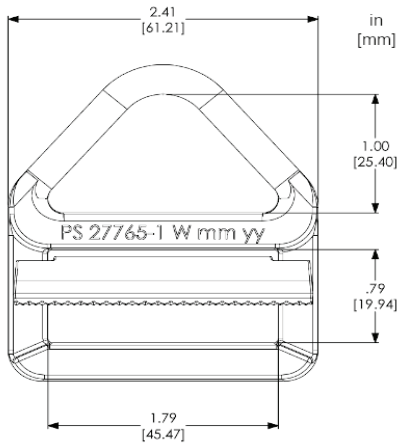
- 1038 Tri D-Ring
- Drop Forged Steel
- 100% proof loaded to 3,600 lbs (16kN)
- Min tensile strength 5,000 lbs (22.2kN)

Certified To:

- ANSI/ASSP Z359.12-2019
- CSA Z259.12-16

Weight: 1.5oz (42.5gm)



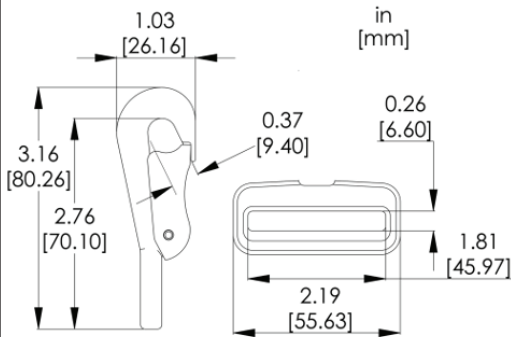


Specifications

- 1227 Triangular Adjuster (PS27765)
- Drop Forged Steel
- Min tensile strength 4,000 lbs (17.8kN)
- Available in Clear and Yellow

Weight: 4.42oz (125.3gm)

1227

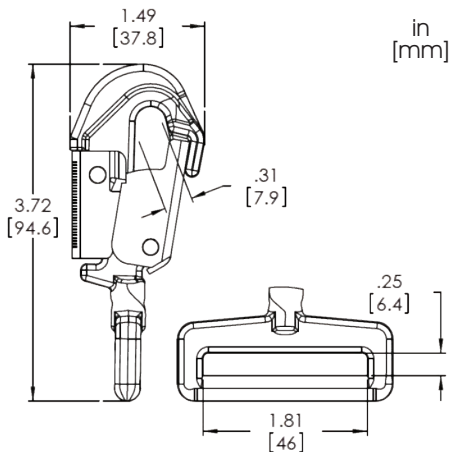


Specifications

- PS22044 Snap Hook
- Drop Forged Steel
- 100% proof loaded to 2,500 lbs (11.1kN)
- Min tensile strength 5,000 lbs (22.2kN)

Weight: 4.0oz (112gm)

PS22044

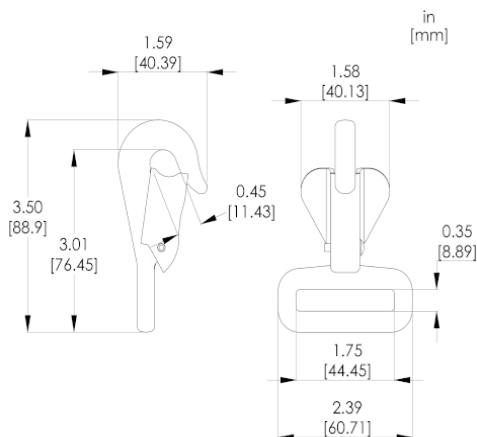


Specifications

- 5064 5/16" Strap Snap Hook
- Drop Forged Steel
- 100% proof loaded to 3,600 lbs (16kN)
- Min tensile strength 5,000 lbs (22.2kN)

Weight: 4.6oz (129gm)

5064



Specifications

- 5066 Snap Hook (PS22042)
- Drop Forged Steel
- 100% proof loaded to 3,600 lbs (16kN)
- Min tensile strength 5,000 lbs (22.2kN)

Weight: 5.96oz (169gm)

5066



MISCELLANEOUS

T1532-05-P-00-02-1 (Lanyard With A213 Carabiner)



A213 Specifications: (Next Page)

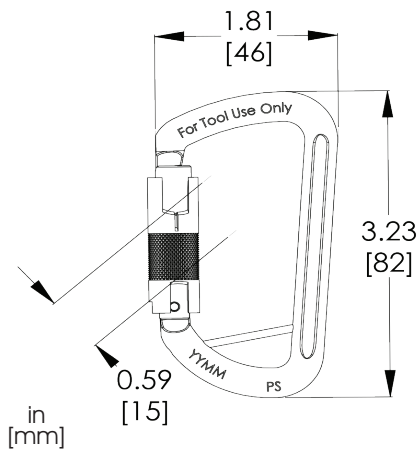


Meets or exceeds when Tested to 15lb Tool Limit per ANSI/SEA 121-2018

PS
P/N: T1532
Date:

Load Limit: 6.8 Kg/15 Lbs (8kN)
Tether Length Retracted: 86cm/32in
Tether Length Extended: 132cm/50in
Meet or Exceeds ANSI-ISEA-121

SEWN IN LABEL



Specifications

- A213 Tool Tether Carabiner
- Cold Formed Aluminium
- Min tensile strength 1,800 lbs (8kN)
- For Locksafe (Triple Action) A217

Weight: 1.1oz (31.2gm)

A213



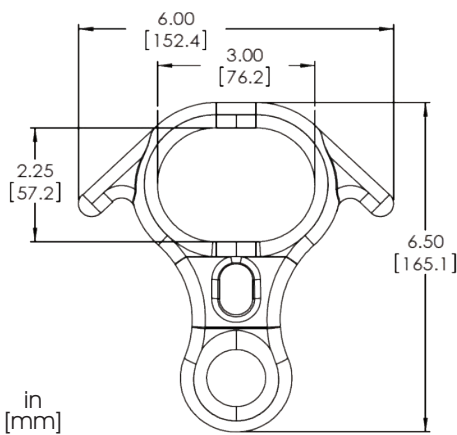
- Tether Length Retracted: 86cm/32in
- Tether Length Extended: 132cm/50in

Specifications

- T1532 Tool Tether with A213 Carabiner
- Load Limit: 6.8 Kg/15 Lbs (8kN)
- Tether Length Retracted: 86cm/32in
- Tether Length Extended: 132cm/50in
- Meets or Exceeds When Tested To 15lb Tool:
- ANSI-ISEA-121

Weight: 2.2oz (62.4gm)

T1532

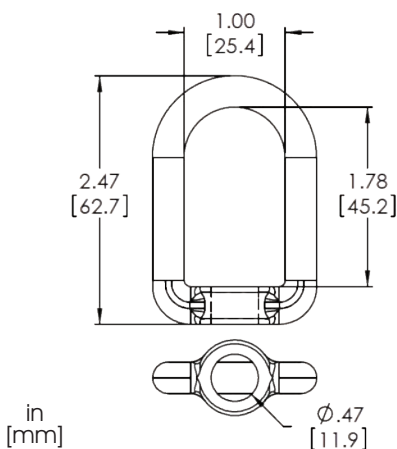


Specifications

- 5045 3" Figure Eight Descender
- Drop Forged Steel
- Min tensile strength 15,000 lbs (66.6kN)

Weight: 26oz (731gm)

5045



Specifications

- 4550 1 25/32" Swivel Eye
- Drop Forged Steel
- Min tensile strength 5,000 lbs (22.2kN)

Weight: 2.4oz (68gm)

4550

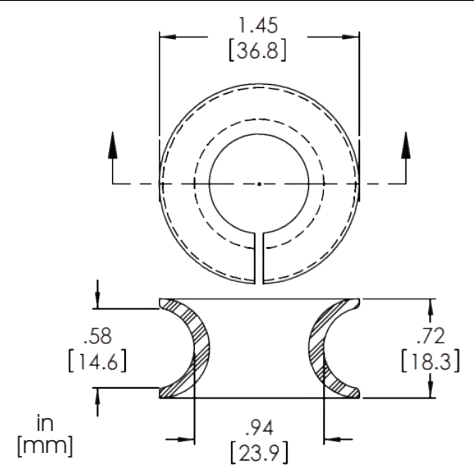


MISCELLANEOUS

MT01



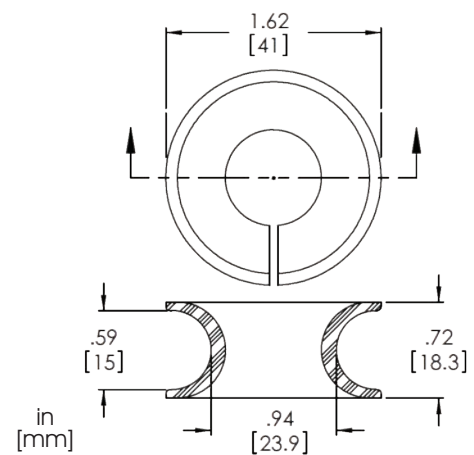
- Specifications**
- MT01 1/2" Thimble
 - High Density Plastic



MT02



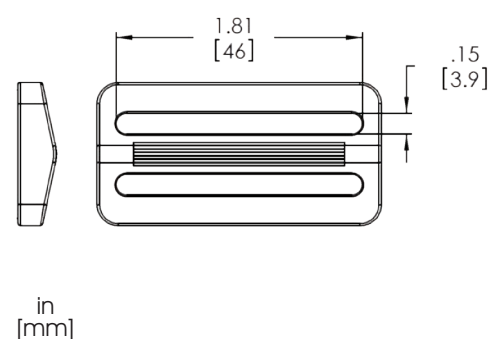
- Specifications**
- MT02 5/8" Thimble
 - High Density Plastic



MBA03



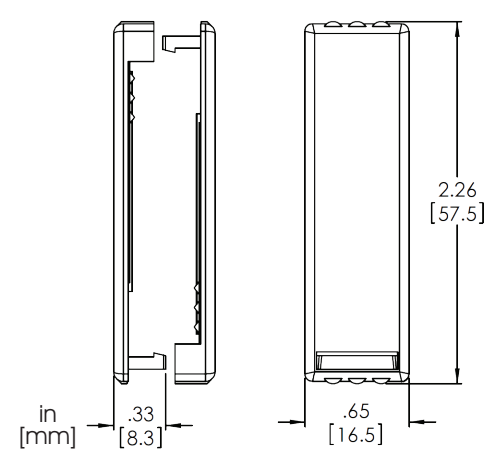
- Specifications**
- MBA03 3 Bar Adjuster
 - Nylon 6

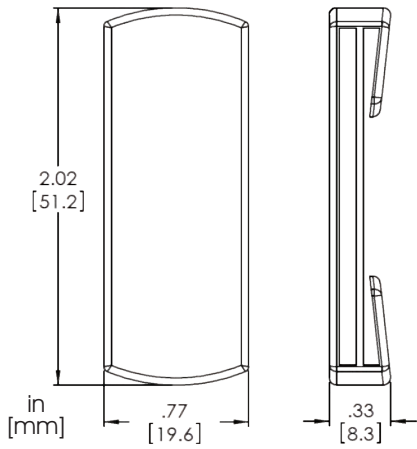


MBK02



- Specifications**
- MBK02 2 1/4" Belt Keeper
 - Nylon 6

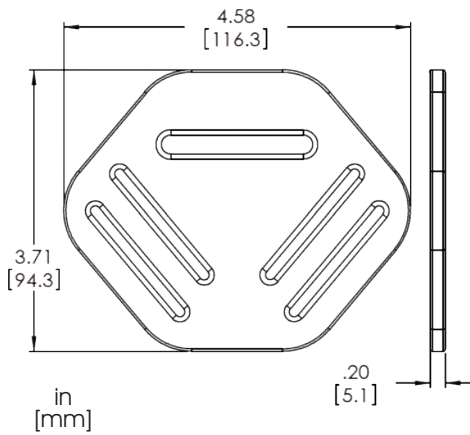




Specifications

- MBK03 2" 1-Piece Belt Keeper
- Nylon 6

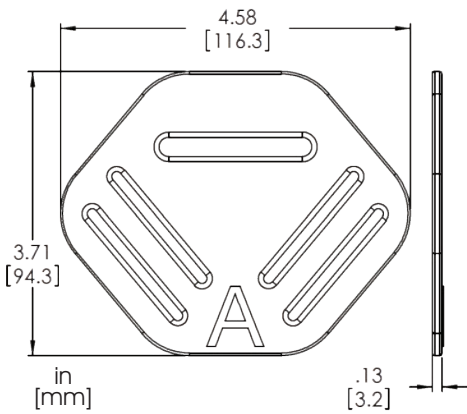
MBK03



Specifications

- MBP01 4 9/16" Back Pad
- TPE4185N03

MBP01



Specifications

- MBP02 4 9/16" Back Pad
- TPE4185N03

MBP02



Why Forge? A cross section of a number of forged connectors shows that the etched grain structure is consistent with the part shape; the connector will have improved resistance to multidirectional vector forces. The shape is enhanced by grain structure.




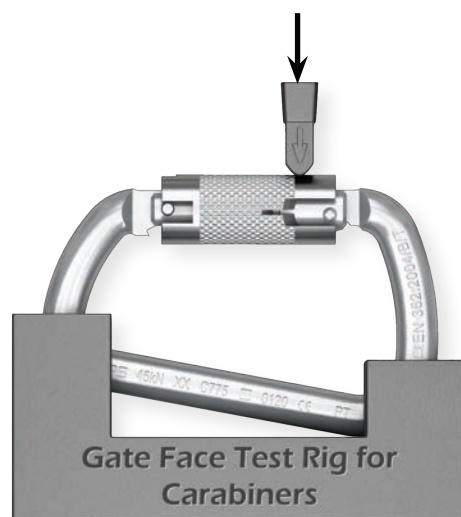
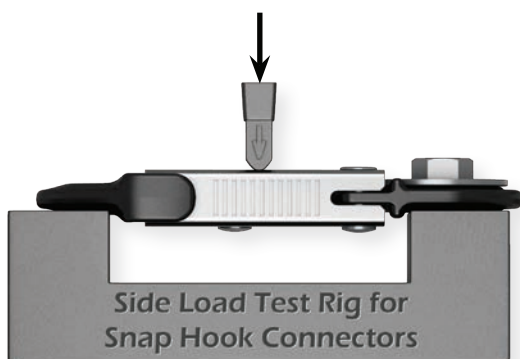
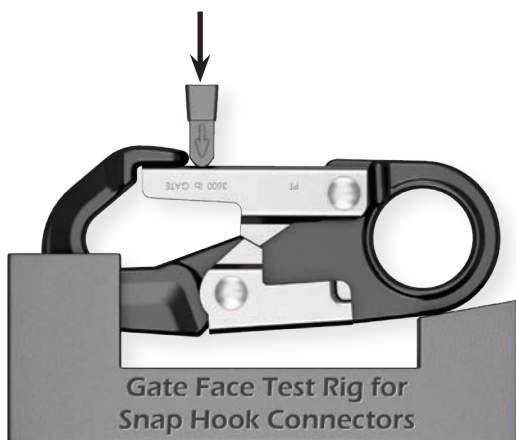
ANSI/ASSP Z359.12-2019 REQUIREMENTS FOR SNAP HOOKS AND CARABINERS

The American National Standard (ANSI/ASSE Z359.1-2007) became effective November 24, 2007. The new standard increased the minimum gate face and side load requirements for connectors to meet or exceed 3,600lb (16kN).

Connectors with non-integral eyes are also required to meet a minor axis gate strength of 3,600 lbs (16kN). The connector gate must be marked with the load rating; the body of the connector must be marked with a major axis load rating. Non-integral connectors are to be clearly marked with ANSI Z359.1.

This standard changed to ANSI/ASSP Z359.12-2019 effective July 6, 2020 incorporating a dynamic drop test requirement. With the New CSA standard Z259.12-11 the Canadian and US standards are harmonized with respect to the requirements for connectors.

Destructive Testing: Testing Configuration



MINIMUM REQUIREMENTS AS OUTLINED FOR HOOKS AND CARABINERS PER STANDARD

Standard	CSA Z259.12- 01	CSA Z259.12- 11	CSA Z259.12- 16	ANSI Z359.1- 1999	ANSI/ASSE Z359.12- 2009	ANSI/ASSP Z359.12- 19	EN 362:2004	NFPA 2500 (1983), 2022ED
Major Axis	5000 lbs (22.2kN)	5000 lbs (22.2kN)	5000 lbs (22.2kN)	5000 lbs (22.2kN)	5000 lbs (22.2kN)	5000 lbs (22.2kN)	4500 lbs (20 kN)	***
Gate Face	220 lbs (1kN)	3600 lbs (16kN)	3600 lbs (16kN)	220 lbs (1kN)	3600 lbs (16kN)	3600 lbs (16kN)	220 lbs (1kN)	N/A
Side Load	350 lbs (1.55kN)	3600 lbs (16kN)	3600 lbs (16kN)	350 lbs (1.55kN)	3600 lbs (16kN)	3600 lbs (16kN)	350 lbs (1.55kN)	N/A
Minor Axis	N/A	3600lbs (16kN)*	3600 lbs (16kN)*	N/A	3600 lbs (16kN) *	3600 lbs (16kN) *	**	***
Transverse	N/A	N/A	3600 lbs (16kN)****	N/A	N/A	3600 lbs (16kN) ****	N/A	N/A

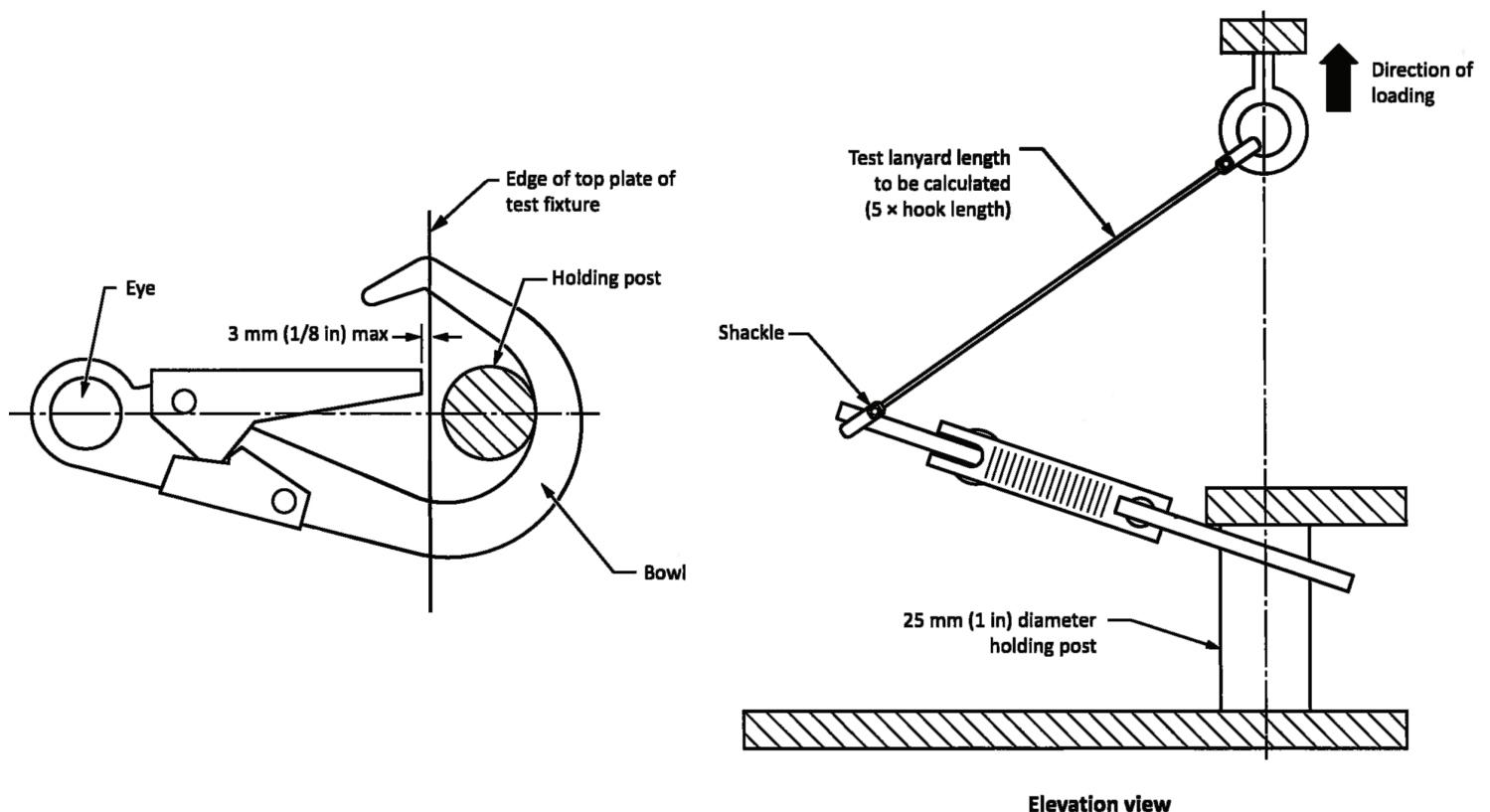
* New Standards require Minor Axis Loading for connectors with non-integral eyes.

** EN: Basic Connector 1575 lbs (7kN); Multi Use Connector 3378 lbs (15kN)

*** NFPA: Light Use... Major Axis gate closed 6069 lbs (23kN); Major Axis gate open 1574 lbs (7kN); Minor Axis 1574 lbs (7kN)
General Use... Major Axis gate closed 8922 lbs (39.7kN); Major Axis gate open 2473 lbs (11kN); Minor Axis 2473 lbs (11kN)

**** New standard require Transverse Loading for connectors with opening one inch or larger

TRANSVERSE BODY LOADING TEST FIXTURE (STATIC)



WARNINGS

WARNINGS - CONNECTING COMPONENTS



PENSAFE Inc. is constantly seeking new ways to improve the specifications, design and production of its products. Alterations take place continually; therefore, this catalogue should not be regarded as an infallible guide to current specifications. All goods are supplied on the condition that the purchaser does all that is reasonably possible to ensure that the user of the equipment is competent in its use. We trust that the descriptions contained in this catalogue will be of assistance and should not be considered a substitute for correct training by qualified personnel.

Product distributors and OEM manufacturers should make all users aware of the following information.

No Connector is to be used in a connection where the gate keeper may be loaded. Care must be taken to avoid loading the connector across the gate, particularly over edges or other obstructions. Please check the anticipated orientation during loading before use.

Connectors and anchorages should be selected to ensure there is appropriate dimensional and configured compatibility. Connectors are not to be connected to another connector. No more than one connector should be connected to any connection point at one time unless this has been specifically designed for and authorized; compatibility and interference must be considered. No foreign items should be used in conjunction with a connector. Connectors are utilized in a variety of fall protection equipment systems. Always verify before use that your equipment consists of products compatible with each other and in conformity with the applicable regulations, standards and directives in force. Where fixed anchorages are used they should be selected to ensure that the connector gate and/or connector locking mechanism cannot be compromised. Gate size as compared to the intended anchorage must be considered before intended use. Connectors with gate openings greater than one inch must not be connected to d-rings or d-ring anchorage connectors. Connectors must be connected such that in the event of a fall, the connector is loaded on its major axis. Loading of connectors in any orientation other than that of the major axis may result in the failure of the connector.

All connectors should be cleaned and lubricated periodically as per PenSafe instructions. If cleaning and lubrication does not result in a perfectly functioning connector, replace the connector immediately. Connector obsolescence is related to use and storage conditions; generally, connectors are conservatively estimated to have a useful life of five years or less.

If you are in any doubt whatsoever about the safe condition of the connector replace it immediately. During use the gate keeper must close and lock. If the connector has been used to arrest a fall it shall be withdrawn from use and destroyed. Also verify that the system has been properly assembled and that each component functions without interfering with any of the other components. Immediately before use, visually and functionally inspect to ensure that the connector is in a serviceable condition and operates correctly. There must not be any signs of wear, corrosion, deformation or defects in general. It is the user's responsibility to ensure that he/she understands the correct and safe use of the connector. Connectors are designed for normal climatic conditions. All contact with chemical reagents or other corrosive substances should be avoided. The user must be adequately trained in the appropriate techniques and security measures to be adopted. PenSafe assumes responsibility only for the uses for which the product is designed, and is not responsible for product failure related to poor maintenance, user negligence, or where the product has been modified or repaired by persons not specifically authorized. PenSafe declines any and all responsibility for accidents, injuries or death due to improper application and incorrect use of its products by the user and/or failure to follow the above mentioned instructions.

WARNINGS

WARNINGS - CONNECTING COMPONENTS



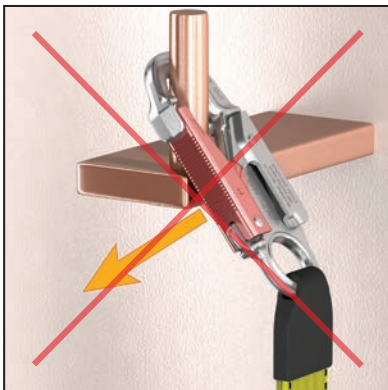
The following depictions illustrate improper usage of connectors in various applications. Care must be taken to ensure that connectors are not used in configurations where the locking mechanism can be compromised or the hook body is subject to deflection or inappropriate stress. **Note that these warnings apply to all connectors whether they are certified to, or meet or exceed, the requirements of CSA Z259.12-01, ANSI Z359.12 -2019, EN 362:2004 or NFPA 2500 (1983), 2022 ED.**

Connector elements or components which may fail as a result of inappropriate configurations are depicted in red.



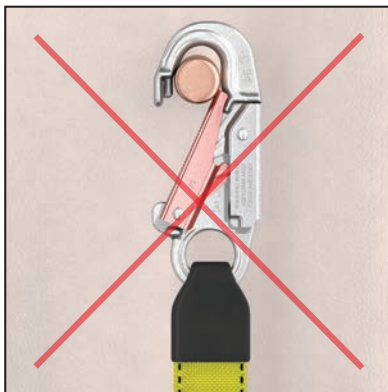
Dimensional & Configured Incompatibility

- Connector and anchorage should be selected such that the gate keeper mechanism is not subject to load.
- Gate size should be appropriate to the size of the anchorage.



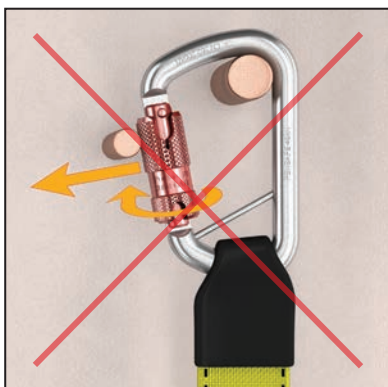
Gate Side Loading

- Ensure working area is free of obstructions which could compromise the gate keeper mechanism.



Improper Connection

- Ensure that hook is compatible with anchorage.
- Gate keeper must close and lock.



Accidental Barrel Disengagement

- Ensure working area is free of obstructions which could compromise gate mechanism or result in accidental disengagement.

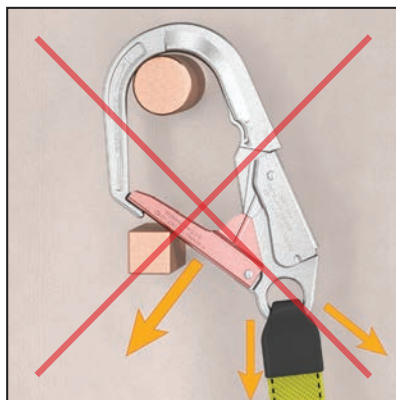
WARNINGS

WARNINGS - CONNECTING COMPONENTS



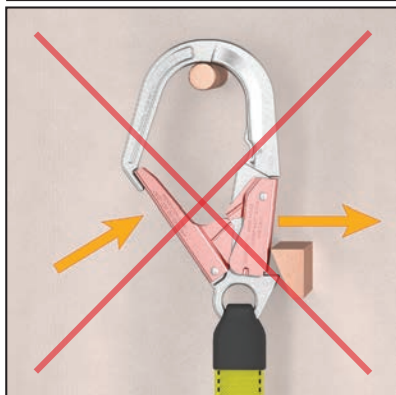
The following depictions illustrate improper usage of connectors in various applications. Care must be taken to ensure that connectors are not used in configurations where the locking mechanism can be compromised or the hook body is subject to deflection or inappropriate stress. **Note that these warnings apply to all connectors whether they are certified to, or meet or exceed, the requirements of CSA Z259.12-01, ANSI Z359.12 -2019, EN 362:2004 or NFPA 2500 (1983), 2022 ED.**

Connector elements or components which may fail as a result of inappropriate configurations are depicted in red.



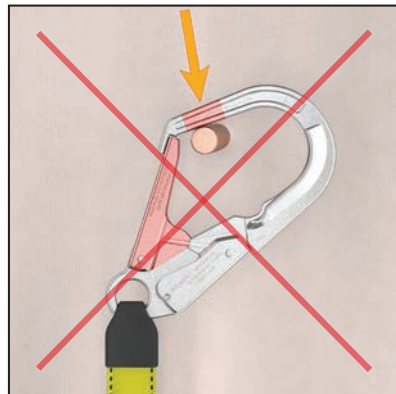
Gate Face Loading

- Ensure working area is free of obstructions which could place a force/load on the face of the gate keeper mechanism.



Accidental Lock-Lever Deactivation

- Ensure working area is free of obstructions which could accidentally engage the lock lever mechanism and result in accidental disengagement.



Connector Tip Loading

- Configure application such that gate mechanism and hook tip are not loaded.

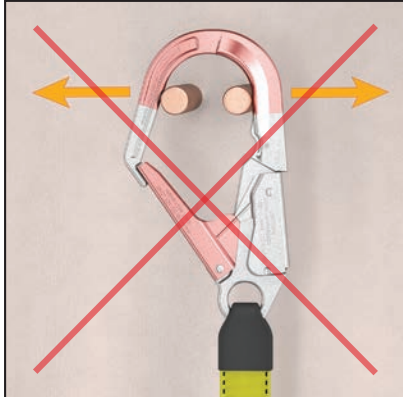
WARNINGS

WARNINGS - CONNECTING COMPONENTS



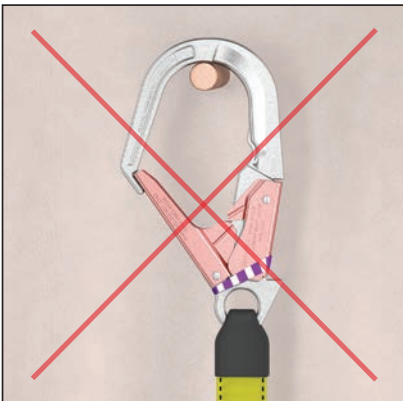
The following depictions illustrate improper usage of connectors in various applications. Care must be taken to ensure that connectors are not used in configurations where the locking mechanism can be compromised or the hook body is subject to deflection or inappropriate stress. **Note that these warnings apply to all connectors whether they are certified to, or meet or exceed, the requirements of CSA Z259.12-01, ANSI Z359.12 -2019, EN 362:2004 or NFPA 2500 (1983), 2022 ED.**

Connector elements or components which may fail as a result of inappropriate configurations are depicted in red.



Multiple Loading

- Do not subject the hook to multiple forces which could cause hook body deflection resulting in gate failure.



Deliberate Lock-Lever Deactivation

- The connector locking keeper mechanism should not be disabled.

PART NUMBER REFERENCE

PART #	PAGE	PART #	PAGE	PART #	PAGE	PART #	PAGE
1010	47	4692ANSI	8	9256	46	C763PS	17
1022	47	4693ANSI	8	9260	45	C772	16
1024	46	4856	24	9290	45	C775	16
1028	46	5045	53	9400	30	C777	16
1029	33	5062	51	9500	34	C812PS	15
1034	50	5064	51	9652	7	C813L	22
1038	50	5066	51	9692ANSI	6	C813PS	15
1062	45	5692ANSI	9	9695ANSI	6	C843PS	16
1220	46	5870ANSI	11	9697ANSI	6	C847PS	17
1222	42	5990ANSI	12	9780	25	MBA03	54
1223	43	5994ANSI	11	9840	33	MBK02	54
1224	43	6600	9	A213	53	MBK03	55
1226	43	6650	7	A217	49	MBP01	55
1227	51	6692ANSI	6	A237	49	MBP02	55
2022	47	7360	26	A333PS	18	MT01	54
3063	34	7500	37	A337PS	19	MT02	54
3064	34	7550	50	C353PS	19	PS22044	51
3068	29	7600	37	C357PS	19	RGL6030	27
3200	32	7700	37	A393PS	19	T1532	53
3220	32	7800	37	A397PS	20		
3221	33	9029	30	A750	38		
3230	33	9031	47	A760	38		
3250	29	9052	41	A843PS	20		
3251	29	9053	40	A847PS	20		
3253	29	9055	41	A903PS	20		
3330	30	9058	42	A907PS	21		
3400	30	9072	41	A913PS	21		
3652	31	9074	40	A917PS	21		
3662	31	9076	40	A9871A	21		
3731	24	9078	42	C332	18		
3732	24	9111	40	C334	18		
3742	24	9154	41	C335	18		
3830	32	9156	42	C335-35	18		
3840	31	9224	43	C415	15		
3841	31	9225	44	C455	15		
3842	50	9225-2	44	C714PS	17		
3850	32	9232/0516	44	C734L	22		
4550	53	9233/0516	44	C734PS	17		
4650	8	9245	45	C763L	22		

PENSAFE™

STRENGTH & SECURITY

PENSAFE INC.	t:905-643-7188
1175 Barton St.	tf:866-212-2211
Unit # 4	f:905-643-5088
Stoney Creek, Ontario	Sales t: 1-780-666-0103
Canada L8E 5H1	Sales@pensafe.ca
http://www.pensafe.ca	